



## **NOTICE OF ANNUAL MEETING OF STOCKHOLDERS**

**TO: ALL STOCKHOLDERS**

Notice is hereby given that the **ANNUAL MEETING OF STOCKHOLDERS** of **PHILIPPINE ESTATES CORPORATION** will be held on:

Date : October 8, 2019  
Time : 10:30AM.  
Place : One Café and Events Place  
6<sup>th</sup> Floor, One Corporate Center  
Julia Vargas Ave. corner Meralco Ave.  
Ortigas Center, Pasig City, Metro Manila

For the purpose of transacting the following business:

- a. Call to Order.
- b. Certification of Notice and Quorum.
- c. Approval of Minutes of the Previous Stockholders' Meeting.
- d. Report to the Stockholders for the Year 2018.
- e. Ratifications of the Acts of the Board and Management.
- f. Election of Directors for 2019-2020.
- g. Appointment of External Auditor.
- h. Appointment of External Counsel
- i. Other matters.
- j. Adjournment.

Stockholders who are unable to attend the meeting may vote by proxy, which shall be filed with the Corporate Secretary at least twenty-four (24) hours before the scheduled date of meeting.

The appropriate Proxy form is enclosed for your convenience.

Pasig City, September 17, 2019

FOR THE BOARD OF DIRECTORS

  
ATTY. ARSENIO A. ALFILER, JR.  
Corporate Secretary

**PROXY**

KNOW ALL MEN BY THESE PRESENTS:

That the undersigned, a stockholder of PHILIPPINE ESTATES CORPORATION, do hereby name, constitute and appoint:

Mr./Ms. \_\_\_\_\_; or in his absence

Mr./Ms. \_\_\_\_\_; or in his absence

the Chairman of the shareholders' meeting, as his/her/its true and lawful Attorney-in-Fact for it and in his/her/its name, place and stead, to do and perform the following acts and things, to wit:

To attend, be present and represent the undersigned at the Annual Stockholders' Meeting of PHILIPPINES ESTATES CORPORATION including any adjournment or postponement thereof, to take part in the deliberation thereon, vote any and all shares that the undersigned now owns or may hereafter own in said Corporation in any matter, motion, resolution that may be taken up in said meeting/s in such manner as his/her/its aforesaid Attorney-in-Fact shall deem acceptable in the premises.

HEREBY GIVING AND GRANTING unto the said Attorney-in-Fact full power and authority to do and perform any and every act requisite or proper to be done in or about the premises, as fully to all intents as the undersigned might or could lawfully do if personally present and acting in person and hereby ratifying and confirming all that said Attorney-in-Fact shall lawfully do, or cause to be done by virtue hereof.

The power and authority herein granted shall remain in full force and effect until specifically revoked through a sufficient notice in writing delivered to the Secretary of the Corporation at any time before the meeting.

\_\_\_\_\_, \_\_\_\_\_ 2019.

PRINTED NAME OF STOCKHOLDER

\_\_\_\_\_

SIGNATURE OF STOCKHOLDER

\_\_\_\_\_

SEC Number 112978

File Number \_\_\_\_\_

---

PHILIPPINE ESTATES CORPORATION

---

(Company's Full Name)

35<sup>th</sup> Floor, One Corporate Center, Julia Vargas Avenue corner Meralco Avenue,  
Ortigas Center, Pasig City, Metro Manila

---

(Company's Address)

637-3112

---

(Telephone Number)

December 31

---

(Fiscal Year Ending)  
(Month and day)

**SEC Form 20-IS**

---

(Form Type)

---

Amended Designation (if applicable)

**December 31, 2018**

---

Period Ended Date

---

(Secondary License Type and File Number)

SECURITIES AND EXCHANGE COMMISSION

SEC FORM 20-IS

Information Statement Pursuant to Section 20  
of the Securities Regulation Code

SECURITIES AND EXCHANGE  
COMMISSION

RECEIVED  
SEP 11 2019  
MARKET REGULATION DEPT

BY: *Sheryl* TIME: *2:25*

1. Check the appropriate box:  
 Preliminary Information Statement  
 Definitive Information Statement
2. Name of Registrant as specified in its Charter: PHILIPPINE ESTATES CORPORATION
3. Province, Country or Other jurisdiction of Incorporation or Organization : Metro Manila, Philippines
4. SEC Identification Number : 112978
5. BIR Tax Identification Number : 000-263-366
6. Address of principal office : 35<sup>th</sup> Floor, One Corporate Center, Julia Vargas, corner Meralco Ave., Ortigas Center, Pasig City, Metro Manila
7. Registrant's telephone number, including area code : Tel. No. (02) 637-3112 Fax No. (02) 636-8847
8. Date, time and place of the meeting of security holders : October 8, 2019  
10:30 a.m. /One Café and Events Place  
6<sup>th</sup> Floor, One Corporate Center, Julia Vargas Ave., corner Meralco Ave., Ortigas Center, Pasig City, Metro Manila.
9. Approximate date on which the Information Statement is first to be sent or given to security holders : September 17, 2019
10. Securities registered pursuant to Sections 4 and 8 of the RSA : Common Shares with par value of PhP1.00/share
- No. of Shares of Common Stock Issued and Outstanding: 1,445,549,830  
Amount of Debt Outstanding: PhP 113,197,495
11. Are any or all of these securities listed on the Philippine Stock Exchange?  
 Yes  No
- Common Shares are listed on the Philippine Stock Exchange

## **PART – I**

### **A. GENERAL INFORMATION**

#### **Item 1. Date, Time and Place of Meeting of Security Holders**

(a.) Date, time and place of meeting: October 8, 2019, 10:30 a.m.  
6<sup>th</sup> Floor, One Café and Events Place, One Corporate Center, Julia Vargas, corner Meralco Avenue, Ortigas Center, Pasig City, Metro Manila.

Complete mailing address of principal office: 35<sup>th</sup> Floor, One Corporate Center, Julia Vargas Ave., corner Meralco Ave., Ortigas Center, Pasig City, Metro Manila.

(b.) Approximate date on which the Information Statement is first to be sent or given to security holders: September 17, 2019

#### **Item 2. Dissenters' Right of Appraisal**

The stockholders' right of appraisal has no applicability in the forthcoming Annual Meeting of Stockholders of Philippine Estates Corporation (PHES) as the Agenda does not include any of the instances when the right may be invoked in accordance with Section 81 of the Corporation Code.

#### **Item 3. Interest of Certain Persons in, or Opposition to Matters to be Acted Upon.**

(a.) Since the beginning of the last fiscal year, none of the directors, any nominee for elections as director in the company, or associate of any of the foregoing persons have any substantial interest, direct or indirect, in any matter, to be acted upon in the stockholders meeting, other than election to office.

(b.) No director has informed the Company in writing that he intends to oppose any action to be taken by the Company at the meeting.

### **B. CONTROL AND COMPENSATION INFORMATION**

#### **Item 4. Voting Securities and Principal Holders Thereof.**

(a) The number of common shares of stock issued and outstanding as of July 31, 2019 is 1,445,549,830. The common shares owned by Filipinos is 1,391,597,820 or equivalent to 96.27%. Common shares allowed to foreigners is 578,219,932 and the total shares owned by foreigners is 53,952,010 or equivalent to 3.73%. For the purpose of electing Directors at the forthcoming Annual Meeting of Stockholders, stockholders enjoy cumulative voting rights. Each common share is entitled to eleven (11) votes which may be cast cumulatively in favor of one candidate, or distributively to as many candidates and in any proportion as the stockholders see fit.

(b) Only persons who are stockholders of record as of 16 September 2019 may vote, or be voted upon, for the position of Director.

(c) Security ownership of certain record and beneficial owners and management.

1. Security ownership of certain record and beneficial owners of more than five percent (5%) as of July 31, 2019:

Title of Class	Name and Address of Record/Beneficial Owner and Relationship with Issuer	Name of Beneficial Owner & Relationship with Record Owner	Citizenship	Number of Shares Held	% of Ownership
Common	PCD NOMINEE CORP. Indirect Beneficial Ownership 6767 Ayala Ave. Makati City	-----	Filipino	705,434,350	48.800
Common	PCD NOMINEE CORP. Indirect Beneficial Ownership 6767 Ayala Ave. Makati City	-----	Non-Filipino	53,951,010	3.732
Common	RECOVERY REAL ESTATE CORP. 22 <sup>nd</sup> Flr. CITIBANK TOWER 8741 PASEO DE ROXAS MAKATI CITY Affiliate-Direct Beneficial Ownership	DEE HUA T. GATCHALIAN Corporate Treasurer	Filipino	150,000,000	10.377
Common	REXLON REALTY GROUP, INC. 22 <sup>ND</sup> Flr. CITIBANK TOWER 8741 PASEO DE ROXAS MAKATI CITY Affiliate-Direct Beneficial Ownership	DEE HUA T. GATCHALIAN Corporate Treasurer	Filipino	200,000,000	13.836
Common	ROPEMAN INTERNATIONAL CORP. #7 T. SANTIAGO ST. CANUMAY, VALENZUELA METRO MANILA Affiliate-Direct Beneficial Ownership	DEE HUA T. GATCHALIAN Corporate Treasurer	Filipino	178,270,000	12.332
Common	THE WELLEX GROUP, INC. 35 <sup>TH</sup> FLR. ONE CORP. CENTER UNITS 3504 & 3504, JULIA VARGAS CORNER MERALCO AVE., ORTIGAS CENTER, PASIG CITY Affiliate-Direct Beneficial Ownership	DEE HUA T. GATCHALIAN Assistant Corporate Treasurer	Filipino	143,892,990	9.954

2. Security ownership of management as of July 31, 2019:

1. Security Ownership of Management.

Title of Class	Name of Beneficial Owner	Citizenship	Amount and Nature of Class	% of Ownership
Common	Arthur M. Lopez Chairman/Director	Filipino	1,000-Direct Beneficial Ownership	0.000
Common	Dee Hua T. Gatchalian Director	Filipino	2,000-Direct Beneficial Ownership	0.000
Common	Ms. Elvira A. Ting President / CEO	Filipino	500,000-Direct Beneficial Ownership	0.035
Common	Renato B. Magadia Director	Filipino	1,000,000 Beneficial Ownership	0.069
Common	Joaquin P. Obieta Director	Filipino	1,100-Direct Beneficial Ownership	0.000
Common	Sergio R. Ortiz-Luis, Jr. Independent Director	Filipino	1,000-Direct Beneficial Ownership	0.000
Common	Arthur R. Ponsaran Director	Filipino	1,000-Direct Beneficial Ownership	0.000

Common	Richard L. Ricardo Treasurer/Director	Filipino	1,230,000-Direct Beneficial Ownership	0.085
Common	Kenneth T. Gatchalian Vice Chairman/Director	Filipino	320,000 Direct Beneficial Ownership	0.022
Common	Byoung Hyun Suh Independent Director	Filipino	1,000-Direct Beneficial Ownership	0.000
Common	James Palit-Ang Director	Filipino	1,000-Direct Beneficial Ownership	0.000

- ◆ Beneficial ownership of all directors and officers as a group unnamed is 3,058,100 shares.
- ◆ Voting Trust Holders of five percent (5%) or more.  
There are no voting trust holders of five percent (5%) or more of the securities of the registrant.
- ◆ Changes in control:  
There has been no change in the control of the registrant since the beginning of its fiscal year.
- \* Recovery Real Estate Corporation is represented by Mrs. Dee Hua T. Gatchalian.
- \*\* Rexlon Realty Group, Inc. is represented by Mrs. Dee Hua T. Gatchalian.
- \*\*\* Ropeman International Corporation is represented by Mrs. Dee Hua T. Gatchalian.
- \*\*\*\* The Wellex Group, Inc. is represented by Mrs. Dee Hua T. Gatchalian.

### MARKET PRICE OF AND DIVIDENDS ON COMMON EQUITY

#### (1) Market Information

(a.) The shares of stock of the company are being traded in the Philippine Stock Exchange. The high and low sales price for each quarter within the last two (2) fiscal years and the current year are as follows:

	2019		2018		2017	
	High	Low	High	Low	High	Low
Q1	0.49	0.44	0.48	0.30	0.38	0.26
Q2	0.49	0.44	0.49	0.39	0.41	0.29
Q3	- x -	- x -	0.55	0.42	0.62	0.30
Q4	- x -	- x -	0.48	0.41	0.48	0.35

- The sales price as of August 15, 2019 was 0.4600.
- There were no recent sales of unregistered or exempt securities including recent issuance of securities constituting an exempt transaction.

#### (2) Holders

The number of holders of common shares as of July 31, 2019 was 706.

Names of the Top Twenty (20) shareholders as of July 31, 2019 the number of shares held, and the percentage of total shares outstanding held by each.

Rank	Stockholders Name	No. of Shares Held	% of Ownership
------	-------------------	--------------------	----------------

1	PCD Nominee Corporation (Filipino)	705,434,350	48.800
2	Rexlon Realty Group, Inc.	200,000,000	13.836
3	Ropeman International Corp.	178,270,000	12.332
4	Recovery Real Estate Corp.	150,000,000	10.377
5	The Wellex Group, Inc.	143,892,990	9.954
6	PCD Nominee Corporation (Non-Filipino)	53,951,010	3.732
7	Recovery Development Corp.	3,000,900	0.208
8	Vicente C. Co	1,575,000	0.109
9	Richard Ricardo	1,230,000	0.085
10	Renato B. Magadia	1,000,000	0.069
11	Anthony Samuel Lee	900,000	0.062
12	International Polymer Corp.	718,000	0.050
13	Juliet Bangayan	545,000	0.038
14	Rodolfo S. Estrellado	500,000	0.035
15	Elvira A. Ting	500,000	0.035
16	Benison L.Co	364,000	0.025
17	Kenneth T. Gatchalian	320,000	0.022
18	Carolina G. Aquino	250,000	0.017
19	Betty S. Chan	250,000	0.017
20	Neptali A. Gonzales	250,000	0.017

### (3) Dividends

The Company's Articles of Incorporation states that dividends may be declared only out of the unrestricted retained earnings. Thus, unless the Company's retained earnings position changes, the directors will not be able to legally declare any dividends on its common shares.

There were no cash dividends declared within the last two (2) fiscal years.

### (4) Recent Sales of Unregistered or Exempt Securities, including Recent Issuance of Securities Constituting an Exempt Transaction.

There has been no recent sale of unregistered or exempt securities, including recent issuance of securities constituting an exempt transaction.

### Item 5. Directors and Executive Officers

1. Respective business experience of the Members of the Board of Directors and Officers covering the past five (5) years:

- a. **ARTHUR M. LOPEZ** – 72 years old, Filipino (**Chairman**)  
Country Representative – CCA Management B.V.  
Consultant – Bellevue Resort, Bellevue Suites and Palmerston Hotel  
Chairman – Acesite Philippines Hotel Corporation  
Director – Waterfront Hotels
- b. **KENNETH T. GATCHALIAN** – 42 years old, Filipino (**Vice-Chairman**)  
President/Director – Wellex Industries, Inc.



President/Director – The Wellex Group, Inc.  
Treasurer/Director – Forum Pacific, Inc.  
President/Director – Waterfront Philippines, Inc.

- c. **ELVIRA A. TING** – 58 years old, Filipino (**President/CEO**)  
Director / President – Forum Pacific, Inc.  
Vice President/Director – Wellex Industries, Inc.  
Director/ Treasurer – Waterfront Philippines, Inc.  
Vice Chairman /Director – Acesite Philippines, Inc.  
Treasurer/ Director – Recovery Dev't Corp.  
Chairwoman and President – Orient Pacific Corp.  
Director – Plastic City Industrial Corp.  
Treasurer / Director – The Wellex Group, Inc..  
Chairwoman and President – Crisanta Realty &  
Development Corp  
Corp. Secretary / Director – Waterfront Manila Premier  
Development, Inc.
- d. **JOAQUIN P. OBIETA** - 85 years old, Filipino (**Director**)  
Partner – Corporate Counsels, Phils.  
Director – Forum Pacific, Inc.
- e. **RENATO B. MAGADIA** – 81 years old, Filipino (**Director**)  
Chairman – ZetaMark, Inc., Mabuhay Vinyl Corporation,  
Metro Alliance Holdings & Equities Corporation  
Vice Chairman – Acesite (Phils.) Hotel Corporation
- f. **DEE HUA T. GATCHALIAN** – 70 years old, Filipino (**Director**)  
President – Wellex Industries, Inc.  
Vice President/Director – The Wellex Group, Inc.  
Chairwoman and President – Westland Pacific Properties Corp.  
Chairwoman and President – Palawan Estates Corp
- g. **ARTHUR R. PONSARAN** - 75 years old, Filipino (**Director**)  
Managing Partner – Corporate Counsels, Phils. Law Offices  
Director – Forum Pacific, Inc., Acesite (Phils.) Hotel  
Corporation  
Corporate Secretary – Waterfront Philippines Incorporation,  
Wilcon Corporation  
Chairman – Value Management & Options Corp. and Marfour  
Credit Corporation
- h. **BYOUNG HYUN SUH** – 62 years old, Korean (**Independent  
Director**)  
President – Pan Islands, Inc.  
Independent Director – Forum Pacific, Inc.  
Independent Director – Wellex Industries, Incorporated  
Dictator and President – World Okta Federation
- i. **RICHARD L. RICARDO** - 55 years old, Filipino (**Director/  
Treasurer**)  
Vice President for Strategic Initiatives – The Wellex Group, Inc.

Vice President for Corporate Affairs – Acesite (Phils.) Hotel Corporation  
Corporate Affairs Officer – Waterfront Philippines, Inc.  
Director – Wellex Industries, Inc.  
Director – Forum Pacific Inc.  
Vice President for Corporate Affairs – Metro Alliance Holdings & Equities Corp.

j. **JAMES B. PALIT-ANG** – 55 years old, Filipino (**Director/VP-Property Management**)

Chairman & President – Noble Arch Realty & Construction Corp.  
Chairman & President - Crisanta Realty Development Corp.  
Director & Corporate Treasurer – Pacific Rehouse Corporation  
Vice President – Forum Holdings Corp.  
Chairman and President – Pacific Concorde Corp.  
Treasurer – Metro Alliance Holdings & Equities Corp.

k. **SERGIO R. ORTIZ-LUIS, JR.**- 77 years old, Filipino (**Independent Director**)

President/CEO – Philippine Exporters Confederation, Inc.  
Director – Waterfront Philippines, Inc.  
Vice Chairman - Alliance Global, Inc.  
Director – Acesite (Phils.) Hotel Corp.  
Honorary Chair/Treasurer – Phil. Chamber of Commerce & Industry  
Founding Director - Int'l. Chamber of Commerce of the Phils.  
Director - Manila Exposition Complex, Inc. (WTC)  
Director – The Wellex Group

l. **ARSENIO A. ALFILER, JR.**- 72 years old, Filipino (**Corporate Secretary**)

Partner – Corporate Counsels, Phils. Law Offices  
Corporate Secretary – Forum Pacific, Inc., Acesite (Phils.) Hotel Corporation  
Assistant Corporate Secretary – Waterfront Philippines, Inc., Iloilo City Development Bank

m. **MARIEL FRANCISCO** – 38 years old, Filipino (**Asst. Corporate Secretary**)

Senior Associate – Corporate Counsels, Philippines Law Offices  
Corporate Secretary – Wellex Industries, Inc  
Assistant Corporate Secretary – Acesite (Phils.) Hotel Corporation, Forum Pacific, Inc.

n. **JOCELYN A. VALLE** – 56 years old, Filipino (**Finance Head/Corporate Compliance Officer**)

Senior Accounting Manager/Compliance Officer -Highlands  
Prime, Inc. Pasay City, Phils.

**Term of Office**

The term of office of the Directors is one (1) year. All of the directors and executive officers, except for Messrs. Joaquin P. Obieta, James B. Palit-Ang and Richard L. Ricardo have served for eighteen (18) years. We take note of SEC Memorandum Circular No. 9 Series of 2011, regarding the Term Limits for Independent Directors and we are presently reviewing the term limits of our current Independent Directors.

The newly elected Directors elected the following Corporate Officers and Committee members during their organizational meeting to serve for the term 2017-2018:

- |   |                                |
|---|--------------------------------|
| a) Chairman                             | - Mr. Arthur M. Lopez          |
| b) Vice Chairman                        | - Mr. Kenneth T. Gatchalian    |
| c) President                            | - Ms. Elvira A. Ting           |
| d) Treasurer/Investor Relations Officer | - Mr. Richard Ricardo          |
| e) Corporate Secretary                  | - Atty. Arsenio A. Alfiler Jr. |
| f) Asst. Corporate Secretary            | - Atty. Mariel Francisco       |
| g)Lead Independent Director             | - Mr. Sergio Ortiz-Luiz, Jr.   |
| h)Chief Audit Executive                 | - Mr. Byoung Y. Suh            |
| i)Chief Risk Officer                    | - Mr. James Palit-Ang          |
| j)Compliance Officer                    | - Ms. Jocelyn A. Valle         |

**AUDIT COMMITTEE**

Mr. Byoung Hyun Suh (Chairperson)  
Mr. Arthur M. Lopez (Member)  
Mr. Sergio Ortiz-Luis, Jr. (Member)  
Ms. Dee Hua T. Gatchalian (Member)  
Mr. Kenneth Gatchalian (Member)

**EXECUTIVE COMMITTEE**

Ms. Elvira A. Ting (Chairperson)  
Mr. Sergio Ortiz-Luis, Jr. (Member)  
Ms. Dee Hua T. Gatchalian (Member)  
Mr. Kenneth Gatchalian (Member)  
Mr. Richard Ricardo (Member)

## CORPORATE GOVERNANCE COMMITTEE

Mr. Sergio Ortiz-Luis, Jr	(Chairperson)
Mr. Byoung Y. Suh	(Member)
Mr. Renato B. Magadia	(Member)

2. There is no person who is not an executive officer but expected by the registrant to make significant contribution to the business.
3. Ms. Dee Hua T. Gatchalian and Ms. Elvira A. Ting are sisters.
4. None of the directors or officers of the registrant has been involved in any: (a.) Bankruptcy Petition, (b.) Violation of a Securities or Commodities Law, (c.) Conviction by final judgment, (d.) Nor has the foregoing officers been subjected to any order or decree, (e.) None of the foregoing incidents occurred during the past five (5) years up to 31 July 2019 that are material to, and for purposes of SEC's evaluation.
5. Certain Relationships and Related Transactions.

The company used to be known as Philippine Cocoa Estates Corporation. The Company then had a total issued and outstanding capital stock of 25,121,603 shares, of which, 25,035,115 were owned by Benguet Management Corporation ("Benguet"). In December 1995, Benguet sold its 25,035,115 shares to the Wellex Group, Inc. ("Wellex"). At present, Wellex holds 143,892,990 shareholdings in the Company.

### Board of Directors

The Corporation has adopted the SEC Circular No. 16 series of 2002 (Guidelines on Nomination and Election of Independent Directors) and pursuant to SRC Rule 38, compliance therewith has been made.

The nominees for election to the Board of Directors of the Corporation on October 8, 2019 are as follows:

1. Elvira A. Ting
2. Dee Hua T. Gatchalian
3. Arthur M. Lopez
4. Renato B. Magadia
5. Sergio R. Ortiz-Luis, Jr.
6. Arthur. R. Ponsaran
7. Richard L. Ricardo
8. Kenneth T. Gatchalian
9. James B. Palit-Ang
10. Byoung Hyun Suh
11. Joaquin P. Obieta

A summary of the nominees' qualifications is presented in the preceding paragraph.

The Nominations Committee conducts nominations and pre-screens the qualifications of candidates for Independent Directors prior to the stockholders' meeting in accordance with Sec. 5, Art. III of the Corporation's By-Laws. All the nominees for election to the Board of Directors satisfy the mandatory requirements specified therein.

The independent directors have certified that they possess all the qualifications and none of the disqualifications provided for in the SRC. The Certifications of the independent directors are attached herewith as Annexes "A-1" and "A-2".

Pursuant to the process conducted by the Nominations Committee, the nominees for election as independent directors of the Board of Directors on October 8, 2019 are as follows:

Mr. Sergio R. Ortiz-Luis, Jr., 77 years old, Filipino, is an **Independent Director** of the Company. He also serves as the President of Philippine Exporters Confederation Inc., Director of Waterfront Philippines, Inc. Director of Manila Exposition Complex, Inc. (WTC), Vice-Chairman of Alliance Global, Inc., Director of Acesite (Phils.)Hotel Corporation and Director of The Wellex Group

Mr. Byoung Hyun Suh, 62 years old, Korean, is an **Independent Director** of the Company. He also serves as the President of the Pan Islands, Inc., President of National Unification Advisory Council Southeast Asia Chapter – R.O.K., Independent Director of Forum Pacific, Inc. and Wellex Industries, Incorporated and President of World Okta Federation.

Mr. Ortiz-Luis, Jr. and Mr. Byoung Hyun Suh were nominated by stockholders, Mr. James B. Palit-Ang and Ms. Cora Corpuz, respectively. The stockholders who made the nomination are not in any way related to the nominees.

## **(2.) Significant Employees**

Other than its current officers mentioned in the preceding sub-section, the Corporation has not engaged the services of any person who is expected to make significant contribution to the business of the Corporation.

## **(3.) Family Relationships**

Ms. Dee Hua T. Gatchalian and Ms. Elvira A. Ting are sisters. Ms Dee Hua T. Gatchalian is the mother of Kenneth T. Gatchalian.

## **(4.) Involvement in Certain Legal Proceedings**

Some of the directors and executive officers were involved in certain proceedings specifically: Lily Y. Part vs Elvira A. Ting, Arthur R. Ponsaran, Joaquin P. Obieta, Lisandro Abadia, Yolanda T. dela Cruz, Dee Hua T. Gatchalian, Kenneth T. Gatchalian, Arthur M. Lopez, Renato B. Magadia, James B. Palit-Ang and May Castillo, for violation of P.D. 957 and Syndicated Estafa. The same is pending with the Office of the City Prosecution of Iloilo City, and was consequently dismissed by the same office for lack of merit. The complainant in the same case elevated the matter to the Department of Justice on Petition for review.

The parties have already entered into a compromise agreement, and consequently complainant recently filed a Motion to Dismiss the case with her attached Affidavit of Desistance.

**Item 6. Compensation of Executive Officers.**

1. Estimated Compensation :

<i>Name and Principal Position</i> <i>Mo.)</i>	<i>Year</i>	<i>Salary</i>	<i>Bonus</i>	<i>Other Annual Compensation (13<sup>th</sup></i>
ELVIRA A. TING President & CEO	2019	P 840,000.00	0.00	P 70,000.00
JAMES B. PALIT-ANG VP – Business Dev’t (Vismin)	2019	P 624,000.00	0.00	P 52,000.00
GLENN GERALD PANTIG Chief Operating Officer	2019	P 1,200,000.00	0.00	P 100,000.00
JOCELYN A. VALLE Finance Head	2019	P 504,000.00	0.00	P 42,000.00
FERDINAND P. HALILI Operations Head	2019	P 504,000.00	0.00	P 42,000.00

The estimated aggregate compensation of the members of the Board of Directors and Executive Officers as a group for the year 2019 is P 3,978,000.

No other member of the Board of Directors and Officers are receiving compensation.

<i>Name and Principal Position</i> <i>Mo.)</i>	<i>Year</i>	<i>Salary</i>	<i>Bonus</i>	<i>Other Annual Compensation (13<sup>th</sup></i>
ELVIRA A. TING President & CEO	2018	P 840,000.00	0.00	P 70,000.00
JAMES B. PALIT-ANG VP – Business Dev’t (Vismin)	2018	P 600,000.00	0.00	P 50,000.00
MANOLO B. FERNANDEZ Chief Operating Officer	2018	P 720,000.00	0.00	P 80,000.00
JOCELYN A. VALLE Finance Head	2018	P 480,000.00	0.00	P 40,000.00
FERDINAND P. HALILI Operations Head	2018	P 480,000.00	0.00	P 40,000.00
BRANDO R. BULOSAN				

Planning and Design Head	2018	P	360,000.00	0.00	P 30,000.00
--------------------------	------	---	------------	------	-------------

The estimated aggregate compensation of the members of the Board of Directors and Executive Officers as a group for the year 2018 is P 3,790,000.

Glenn Gerald Pantig will replace Manolo B. Fernandez as Chief Operating Officer effective October 1, 2018. Mr. Fernandez will be assigned to an affiliate of the Company.

No other member of the Board of Directors and Officers are receiving compensation.

<i>Name and Principal Position</i>	<i>Year</i>		<i>Salary</i>	<i>Bonus</i>	<i>Other Annual Compensation (13<sup>th</sup> Mo.)</i>
ELVIRA A. TING President & CEO	2017	P	840,000.00	0.00	P 70,000.00
JAMES B. PALIT-ANG VP – Business Dev’t (Vismin)	2017	P	600,000.00	0.00	P 50,000.00
MANOLO B. FERNANDEZ Chief Operating Officer	2017	P	960,000.00	0.00	P 80,000.00
JOCELYN A. VALLE Finance Head	2017	P	480,000.00	0.00	P 40,000.00
FERDINAND P. HALILI Operations Head	2017	P	480,000.00	0.00	P 40,000.00
BRANDO R. BULOSAN Planning and Design Head	2017	P	360,000.00	0.00	P 30,000.00

The estimated aggregate compensation of the members of the Board of Directors and Executive Officers as a group for the year 2017 is P 4,030,000.00

No other member of the Board of Directors and Officers are receiving compensation.

2. Each member of the Board of Directors is given PhP10,000.00 per diem for attendance in a special or regular board meeting and PhP5,000 for attendance in a committee meeting.

#### **Item 7. Independent Public Accountant**

The Company’s independent public accountant is the accounting firm of Diaz, Murillo, Dalupan and Co. The same external auditor might be recommended by the Board of Directors at the Annual Meeting of Stockholders. The representatives of the external auditor are expected to be present at the Meeting, where they will have the opportunity to make a statement if they so desire. Such representatives are also expected to be available to respond to appropriate questions.

## Rotation of External Auditors

The Company in compliance with SRC Rule 68 Par. 3(B)(ix) expresses that its independent auditors, the accounting firm of Diaz, Murillo, Dalupan and Co. and the signing partners thereof shall be rotated after every five (5) years of engagement and that a two-year cooling off period shall be observed in the engagement of the same signing partner(s).

(a.) Audit and Audit-Related Fees	YEAR	AMOUNT
1. Audit of Financial Statement	2017	622,650
	2018	635,425
2. No audit fees for other related services		
(b.) Tax Fees	2017	nil
(c.) All other Fees	2018	nil

No other fees were billed and paid during the last two (2) fiscal years.

(d.) The external auditor regularly tenders an audit engagement proposal which the audit committee reviews. The audit committee looks into the audit plan, scope and frequency of the audit and regularly holds audit committee meeting with the external auditor

## Item 8. Compensation Plans

No action is proposed to be taken during the stockholders' meeting with regard to any stock options, warrants or rights plan, pension/retirement plan, or any other type of compensation plan.

## C. ISSUANCE AND EXCHANGE OF SECURITIES

### Item 9. Authorization or Issuance of Securities Other than for Exchange

There are no matters or actions to be taken up in the meeting with respect to authorization or issuance of securities.

### Item 10. Modification or Exchange of Securities

There are no matters or actions to be taken up in the meeting with respect to the modification of any class of the Company's securities or the issuance of authorization for issuance of one class of the Company's securities in exchange for outstanding securities of another class.

### Item 11. Financial and Other Information

The audited financial statements as of December 31, 2018, Management Discussion and Analysis, Market Price of Shares and Dividends and other data related to the Company's financial information are attached hereto.

The interim financial statements as of June 30, 2019 and other data related to the Company's financial information are likewise attached hereto.



## **Item 12. Mergers, Consolidations, Acquisitions and Similar Matters**

There are no matters or actions intended to be taken up in the meeting with respect to mergers, consolidation, acquisition, sale or liquidation of the Company.

## **Item 13. Acquisition or Disposition of Property**

No action is to be taken with respect to any material acquisition or disposition of any property of the Company.

## **Item 14. Restatement of Accounts**

The Company is not taking any action with respect to the restatement of any asset, capital, or surplus account.

## **D. OTHER MATTERS**

### **Item 15. Action with Respect to Reports**

There is no action to be taken with respect to any report of the Company or its directors or officers, except for the approval of the minutes of the previous annual stockholders' meeting of the Company held on October 26, 2018.

#### **1. Minutes of the Previous Annual Stockholders' Meeting**

The Minutes of the Annual Stockholders' Meeting held on October 26, 2018 contains the approval of the Minutes of the year 2017 Annual Stockholders' Meeting, the approval of the year 2017 Annual Report and the Audited Financial Statements, the ratification of the acts of the Board of Directors and management during the year 2017, the election of the external auditor, the election of external counsel and the election of the members of the Board of Directors.

The voting results are as follows:

<b>Agenda</b>	<b>Voting Results</b>		
	<b>For</b>	<b>Against</b>	<b>Abstain</b>
Call to Order	100.00%	0.00%	0.00%
Certification of Notice and Quorum	100.00%	0.00%	0.00%
Approval of Minutes of the Previous Stockholders' Meeting	100.00%	0.00%	0.00%
Report to the Stockholders for the Year 2017.	100.00%	0.00%	0.00%
Ratification of the Acts of the Board and Management	100.00%	0.00%	0.00%
Election of Directors for 2018-2019	100.00%	0.00%	0.00%
Elvira A. Ting	100.00%	0.00%	0.00%
Dee Hua T. Gatchalian	100.00%	0.00%	0.00%
Arthur M. Lopez	100.00%	0.00%	0.00%

Renato B. Magadia	100.00%	0.00%	0.00%
Sergio R. Ortiz-Luis, Jr.	100.00%	0.00%	0.00%
Arthur. R. Ponsaran	100.00%	0.00%	0.00%
Richard L. Ricardo	100.00%	0.00%	0.00%
Kenneth T. Gatchalian	100.00%	0.00%	0.00%
James B. Palit-Ang	100.00%	0.00%	0.00%
Byoung Hyun Suh	100.00%	0.00%	0.00%
Joaquin P. Obieta	100.00%	0.00%	0.00%
Appointment of External Auditor	100.00%	0.00%	0.00%
Appointment of External Counsel	100.00%	0.00%	0.00%
Adjournment	100.00%	0.00%	0.00%

The following directors and officers were present during the 2018 ASM:

Mr. Arthur M. Lopez	-	Chairman/Director
Mr. Kenneth T. Gatchalian	-	Vice Chairman /Director
Ms. Elvira A. Ting	-	President/Director
Mr. Richard Ricardo	-	Treasurer/Investor Relations Officer/Director
Atty. Arsenio A. Alfiler Jr.	-	Corporate Secretary
Atty. Mariel Francisco	-	Asst. Corporate Secretary
Mr. Sergio Ortiz-Luiz, Jr.	-	Lead Independent Director
Mr. Byoung Y. Suh	-	Chief Audit Executive/Independent Director
Mr. James Palit-Ang	-	Chief Risk Officer/Director
Ms. Jocelyn A. Valle	-	Compliance Officer
Ms. Dee Hua T. Gatchalian	-	Director
Mr. Renato B. Magadia	-	Drector
Atty. Arthus R. Ponsaran	-	Director
Atty. Joaquin P. Obieta	-	Director

The stockholders who attended the 2018 ASM in person and by proxy represent 796,218,039 common shares, constituting 55.08% of the total outstanding capital stock of the Company as of record date September 28, 2018.

### Corporate Governance

The Corporation adheres to the principles and practices of good corporate governance, as embodied in its Corporate Governance Manual and related SEC Circulars. Continuous improvement and monitoring of policies have been undertaken to ensure that the Corporation observes good governance and management practices. This is to assure the shareholders that the Corporation conducts its business with the highest level of integrity, transparency and accountability.

The Board of Directors is elected during the annual meeting and has the overall responsibility to oversee the activities of the Company. The Board conducts itself with honesty and integrity to ensure a high standard of best practices on governance for the Company and to promote and protect the interest of the Company, its stockholders and other stakeholders.

The Company realizes its duty to protect the rights and benefits of shareholders and to place the importance on fair and equal treatment of shareholders. It is the Company's policy to disclose information with respect to business operation with accuracy and transparency, including any issues that could impact the Company's business and the rights in which shareholders and minority shareholders are entitled to, such as shareholders' participation in the shareholders' meeting to exercise their voting rights, the rights to receive dividend, or the rights to approve a decrease or an increase in capital, etc. The Board has similarly adopted a Corporate Governance Policy to ensure that the rights of its shareholders particularly those that belong to the minority or non-controlling group are respected and protected by adopting the principle of "one-share, one-vote", likewise by ensuring that all shareholders of the same class are treated equally with respect to voting rights, subscription rights and transfer rights and also by having an effective, secure and efficient voting system, and an effective shareholder voting mechanism to protect minority shareholders against actions of controlling shareholders. The Board also provides all shareholders with the notice and agenda of the Annual Stockholders' Meeting (ASM) at least twenty (20) days before the meeting.

The Company has an orientation program for all new employees being conducted by the Manager of Human Resources. The Company in association with other affiliated listed companies has organized an in-house Corporate Governance Seminar last August 8, 2019. The seminar was conducted by SEC accredited training institution, *Risk, Opportunities, Assessment and Management (ROAM), Inc.* and was held at The Metropolitan Club, Inc. The seminar was attended by Company's Board and executives. The Company also paid for registration fees for seminars which the Company's employees attended for continuing professional education such as Tax Seminar conducted by BIR, Disclosures Seminar by the Philippine Stock Exchange, Mandatory Continuing Legal Education and other seminars related with real estate development.

As of July 31, 2019, there are no known material deviations from the Company's Manual of Corporate governance.

#### **Item 16. Matters Not Required to be Submitted**

There is no action to be taken with respect to any matter which is not required to be submitted to a vote of security holders.

#### **Item 17. Amendment of Charter, By-Laws & Other Documents**

In accordance with the provisions of Rule 38 of the Securities Regulation Code (SRC), as amended, the Company on March 17, 2005, has amended its By-laws, to include provisions for the nomination and election of at least two (2) independent directors and provisions for the creation and functions of the Executive Committee, Audit Committee and Corporate Governance.

#### **Item 18. Other Proposed Actions**

The following are to be proposed for approval during the stockholders' meeting:

1. Approval of Minutes of the previous Stockholders' meeting
2. Presentation of the Annual Report and Audited Financial Statements for the calendar year 2018
3. Ratification of the acts of the Board of Directors and Management for 2018
4. Election of Members of the Board of Directors.
5. Appointment of External Auditor.
6. Amendment Articles of Incorporation specifically Article FOURTH regarding principal office address of Philippine Estates Corporation from Metro Manila to 35th Floor, One Corporate Center, Doña Julia Vargas Ave. corner Meralco Ave.,

Ortigas Center, Pasig City, Metro Manila pursuant to SEC Memorandum Circular No. 6 Series of 2014.

7. Other Business.

### **Item 19. Voting Procedures**

Article II, Section 5 (a.) and (b.) of the By-laws of the Corporation provides, as follows:

- (a) At each meeting of the stockholders, the holders of a majority of the issued outstanding capital stock of the Corporation having voting powers, who are present in person or represented by proxy, shall constitute a quorum for the transaction of business, except, where otherwise provided by the Corporation Code.
- (b) Unless otherwise provided by the Corporation Code, each stockholder shall at every meeting of the stockholders be entitled to one vote per person or by proxy, for each share with voting right held by such stockholder. At all meetings of the stockholder, all matters, except in cases where other provisions is made by the Corporation Code, shall be decided by the vote of stockholders representing majority of the issued and outstanding capital stock present in person or by proxy and entitled to vote thereat, a quorum being present. Unless required by the Corporation Code, or demanded by a stockholder present in person or by proxy at any meeting and entitled to thereat, the vote on any question need not be by ballot. On a vote ballot, each ballot shall be signed by the stockholder voting or in his name by his proxy, and shall state the number of shares voted by him.
- (c) The holders of common stock are entitled to one vote per share, but in connection with the cumulative voting feature applicable to the election of directors, each stockholder is entitled to as many votes as shall equal the number of shares held by such person at the close of business on record date, multiplied by the number of directors to be elected. A stockholder may cast all of such votes for a single nominee or may apportion such votes among any two or more nominees. The shares shall be voted/cast by secret balloting and/or raising of hands. In all matters included in the agenda, except, the election of directors, the stockholders are entitled to one vote per share. For the election of directors, the counting will be cumulative. The counting of votes will be done by the Corporate Secretary with the assistance of the representatives of the Corporation's independent auditor Diaz, Murillo, Dalupan and Co. and Stock Transfer Agent, Banco de Oro Stock Transfer Agency. All votes attaching to the shares owned by stockholders whose proxies were received by the Corporation will be cast in accordance with the instructions given or authority granted under proxies.

Stockholders are given its opportunity to ask questions or clarifications every action before approval of any matter during meeting.

In addition, a stockholder may vote in absentia through video or teleconference by calling +63917 839 9579 during the scheduled meeting. A stockholder voting in absentia shall be deemed present for purposes of quorum. All votes will be counted and tabulated by the Office of the Corporate Secretary and the results will be validated by the Corporation's independent auditor Diaz, Murillo, Dalupan and Co. and Stock Transfer Agent, Banco de Oro Stock Transfer Agency.

### **Other Notes to Operations and Financials:**

Analysis of material events and uncertainties known to management that would address the past and would have an impact on future operations:

- **Any known trends, demands, commitments, events or uncertainties that will have an impact on the issuer's liquidity;**

At present, the uncertainty that may have a material impact on sales is the economic situation. The seemingly improving economic situation has already translated into a significant buying mood for the real estate market. Overall, there are no contingencies that may affect future operations of the Company. In such eventuality, the resolution of this is dependent to a large extent, on the efficacy of the fiscal measures and other actions.

- **Any event that will trigger direct or contingent financial obligation that is material to the company, including any default or acceleration of an obligation;**

The Company sees no event that will trigger direct or contingent financial obligation that is material to the Company.

- **All material off-balance sheet transactions, arrangements, obligations (including contingent obligations), and other relationships of the company with unconsolidated entities or other persons created during reported period.**

There were no material off-balance sheet transactions, agreements, obligations, (including contingent obligations), and other relationship of the Company with unconsolidated entities or other persons created during the reported period.

- **Any material commitments for capital expenditures, the general purpose of such commitments and expected sources of funds of such expenditures.**

There were no material commitments for capital expenditures except those arising from the ordinary project development requirements. These are well within the regular cash flow budget coming from internally generated funds and short-term borrowings from banks and other financial institutions.

- **Any known trends, events or uncertainties (Material Impact on Sales)**

There were no known trends, events or uncertainties (Material Impact on Sales)

- **Any significant elements of income or loss (from continuing operations)**

There were no significant elements of income or loss (from continuing operations).

- **Seasonal aspects that had material effect on the financial condition or results of operation.**

Projects are launched at no particular time of the year depending on several factors such as completion of plans and permits and appropriate timing in terms of market condition and strategies. Development and construction works follow.

- **Internal and external sources of liquidity**

Collections from selling activities provide liquidity. Externally, the Company avails of credit lines offered by banks and other financial institution, private or government. The Company periodically reviews its capital structure and existing obligations..

**UPON THE WRITTEN REQUEST OF A STOCKHOLDER, THE REGISTRANT UNDERTAKES TO FURNISH SAID STOCKHOLDER A COPY OF SEC FORM 17-A FREE OF CHARGE, EXCEPT FOR EXHIBITS ATTACHED THERETO WHICH SHALL BE CHARGED AT COST. ANY WRITTEN REQUEST FOR A COPY OF SEC FORM 17-A SHALL BE ADDRESSED AS FOLLOWS:**

**PHILIPPINE ESTATES CORPORATION  
35TH FLR. ONE CORPORATE CENTER  
JULIA VARGAS COR MERALCO AVENUE  
PASIG CITY, PHILIPPINES**

**Attention: Atty Mariel Francisco**

**CERTIFICATION**


I, MARIEL L. FRANCISCO, of legal age and with office address at Unit 3104 Antel Global Corporate Center, #3 Doña Julia Vargas Avenue, Ortigas Center, Pasig City, after being duly sworn to in accordance with law, do hereby certify:

I am the duly elected Assistant Corporate Secretary of Philippine Estates Corporation, a corporation duly organized and existing under Philippine laws with principal office at 35<sup>th</sup> Floor of One Corporate Centre, Doña Julia Vargas Ave. cor. Meralco Ave., Ortigas Center, Pasig City (the "Corporation");

All incumbent directors and officers of the Corporation are not connected with any government agency or instrumentality.

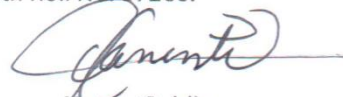
I execute this Certification to comply with the requirements of the Securities and Exchange Commission.

**IN WITNESS WHEREOF**, I have hereunto set my hands this \_\_\_ day of \_\_\_\_\_, 2019 in the City of Pasig.

  
**MARIEL L. FRANCISCO**  
Assistant Corporate Secretary  
SS ID No. 33-80339715

Subscribed and sworn to before me this 15 AUG 2019 at  
Pasig City, affiant exhibiting to me her IBP ID with Roll No. 57260.

Doc. No. 317 ;  
Page No. 05 ;  
Book No. 3 ;  
Series of 2019.

  
Notary Public  
**ATTY. LADY MAE A. CLEMENTE**  
PTR No. 5232087; 1-4-19 Pasig  
IBP Membership No. 056404; RSM  
Roll No. 69675  
MCLE Compliance No. VI-0003249  
Appointment No. 77 (2019-2020)  
Julia Vargas Avenue Corner Meralco Avenue,  
Ortigas Center, Pasig City

**CERTIFICATE OF QUALIFICATION OF INDEPENDENT DIRECTORS**

I, ATTY. MARIEL L. FRANCISCO, being the duly elected Assistant Corporate Secretary of Philippine Estates Corporation (hereinafter the "Corporation"), a corporation duly organized and existing under and by virtue of Philippine law, with principal office address at the 35<sup>th</sup> Floor, One Corporate Center, Doña Julia Vargas Avenue corner Meralco Avenue Ortigas Center, Pasig City, Metro Manila, Philippines, do hereby certify, that:

1. Mr. Sergio R. Ortiz-Luis, Jr. is a nominee for the position of Independent Director of Philippine Estates Corporation;

2. The foregoing nominee possesses all the qualifications and none of the disqualifications to serve as Independent Director of Philippine Estates Corporation as provided for in Section 38 of the Securities and Regulation Code (SRC) and its Rules and Regulations;

3. That the foregoing nominee has not exceeded the five (5) consecutive year term limit as expressly delineated under SEC Memorandum Circular No. 9, Series of 2011.

IN ATTESTATION OF THE ABOVE, this Certification is signed on this \_\_\_\_ day of \_\_\_\_\_ 2019, at Pasig City, Metro Manila.

  
ATTY. MARIEL L. FRANCISCO  
Assistant Corporate Secretary

**15 AUG 2019**

SUBSCRIBED AND SWORN to before me, this \_\_\_\_ day of \_\_\_\_\_ 2019, at Pasig City, Metro Manila, affiant having exhibited to me her government identification (TIN 224-150-060) with her photograph appearing thereon.

  
**ATTY. LADY MAE A. CLEMENTE**  
PTR No. 5232087; 1-4-19 Pasig  
IBP Membership No. 056404; RSM  
Roll No. 69675  
MCLÉ Compliance No. VI-0003249  
Appointment No. 77 (2019-2020)  
Julia Vargas Avenue Corner Meralco Avenue,  
Ortigas Center, Pasig City

Doc. No. 319;  
Page No. 45;  
Book No. 3;  
Series of 2019.



**CERTIFICATION OF INDEPENDENT DIRECTOR**

I, **SERGIO R. ORTIZ-LUIS, JR.**, Filipino, of legal age and a resident of 151 cor. 3<sup>rd</sup> St., & 10<sup>th</sup> Ave., Riverside Village, Pasig City, after having been duly sworn to in accordance with law do hereby declare that:

1. I am a nominee for independent director of **PHILIPPINE ESTATES CORPORATION** and have been its independent director since 2011.
2. I am affiliated with the following companies or organizations (including Government-Owned and Controlled Corporations):

COMPANY/ORGANIZATION	POSITION/RELATIONSHIP	PERIOD OF SERVICE
Acesite (Phils.) Hotel Corporation	Director	2013-present
Alliance Global, Inc.	Vice Chairman	2007-present
Phil. Chamber of Commerce & Industry	Honorary Chair/Treasurer	2008-present
Phil. Exporters Confederations, Inc.	President/CEO	1991-present
Waterfront Philippines, Inc.	Director	2013-present
Int'l. Chamber of Commerce of the Phils	Founding Director	Present
Manila Exposition Complex, Inc. (WTC)	Director	Present
The Wellex Group	Director	Present

3. I possess all the qualifications and none of the disqualifications to serve as an Independent Director of **PHILIPPINE ESTATES CORPORATION**, as provided for in Section 38 of the Securities Regulation Code, its Implementing Rules and Regulations and other SEC issuances.
4. I am related to the following director/officer/substantial shareholder of (covered company and its subsidiaries and affiliates) other than the relationship provided under Rule 38.2.3 of the Securities Regulation Code. (where applicable)

NAME OF DIRECTOR/OFFICER/ SUBSTANTIAL SHAREHOLDER	COMPANY	NATURE OF RELATIONSHIP
N/A	N/A	N/A

5. To the best of my knowledge, I am not the subject of any pending criminal or administrative investigation or proceeding / I disclose that I am the subject of the following criminal/administrative investigation or proceeding (as the case may be):


OFFENSE CHARGED/INVESTIGATED	TRIBUNAL OR AGENCY INVOLVED	STATUS
N/A	N/A	N/A

6. (For those in government service/affiliated with a government agency or GOCC) I have the required written permission or consent from the (head of the agency/department) to be an independent director in , pursuant to Office of the President Memorandum Circular No. 17 and Section 12, Rule XVIII of the Revised Civil Service Rules.
7. I shall faithfully and diligently comply with my duties and responsibilities as independent director under the Securities Regulation Code and its Implementing Rules and Regulations,

Code of Corporate Governance and other SEC issuances.


8. I shall inform the Corporate Secretary of **PHILIPPINE ESTATES CORPORATION** of any changes in the abovementioned information within five days from its occurrence.

Done this \_\_\_\_\_ of \_\_\_\_\_, 2019 at \_\_\_\_\_.

  
**SERGIO R. ORTIZ-LUIS, JR.**  
15 AUG 2019 Affiant  
**Pasig City**

SUBSCRIBED AND SWORN to before me this \_\_\_\_\_ day of \_\_\_\_\_ at \_\_\_\_\_  
affiant personally appeared before me and exhibited to me his OSCA ID No. 0580 issued at Cabiao,  
Nueva Ecija.

Doc. No. 821 ;  
Page No. 64 ;  
Book No. 3 ;  
Series of 2019.

  
**ATTY. LADY MAE A. CLEMENTE**  
PTR No. 5232087; 1-4-19 Pasig  
IBP Membership No. 056404; RSM  
Roll No. 69675  
MCLE Compliance No. VI-0003249  
Appointment No. 77 (2019-2020)  
Julia Vargas Avenue Corner Meralco Avenue,  
Ortigas Center, Pasig City

**CERTIFICATE OF QUALIFICATION OF INDEPENDENT DIRECTORS**

I, ATTY. MARIEL L. FRANCISCO, being the duly elected Assistant Corporate Secretary of Philippine Estates Corporation (hereinafter the "Corporation"), a corporation duly organized and existing under and by virtue of Philippine law, with principal office address at the 35<sup>th</sup> Floor, One Corporate Center, Doña Julia Vargas Avenue corner Meralco Avenue Ortigas Center, Pasig City, Metro Manila, Philippines, do hereby certify, that:

1. Mr. Byoung H. Suh is a nominee for the position of Independent Director of Philippine Estates Corporation;
2. The foregoing nominee possesses all the qualifications and none of the disqualifications to serve as Independent Director of Philippine Estates Corporation as provided for in Section 38 of the Securities and Regulation Code (SRC) and its Rules and Regulations;
3. That the foregoing nominee has not exceeded the five (5) consecutive year term limit as expressly delineated under SEC Memorandum Circular No. 9, Series of 2011.

IN ATTESTATION OF THE ABOVE, this Certification is signed on this \_\_\_\_ day of \_\_\_\_\_ 2019, at Pasig City, Metro Manila.

  
ATTY. MARIEL L. FRANCISCO  
Assistant Corporate Secretary

**5 AUG 2019**

SUBSCRIBED AND SWORN to before me, this \_\_\_\_ day of \_\_\_\_\_ 2019, at Pasig City, Metro Manila, affiant having exhibited to me her government identification (TIN 224-150-060) with her photograph appearing thereon.

  
**ATTY. LADY MAE A. CLEMENTE**  
PTR No. 5232087; 1-4-19 Pasig  
IBP Membership No. 056404; RSM  
Roll No. 69675  
MCLE Compliance No. VI-0003249  
Appointment No. 77 (2019-2020)  
Julia Vargas Avenue Corner Meralco Avenue,  
Ortigas Center, Pasig City

Doc. No. 318;  
Page No. 45;  
Book No. 3;  
Series of 2019.

**CERTIFICATION OF INDEPENDENT DIRECTOR**

I, **BYOUNG HYUN SUH**, Korean, of legal age and a resident of Unit 2006B The Salcedo Place, Tordesillas St., Salcedo Village, Makati City after having been duly sworn to in accordance with law do hereby declare that:

- I am a nominee for independent director of **PHILIPPINE ESTATES CORPORATION** and have been its independent director since 2016.
- I am affiliated with the following companies or organizations (including Government-Owned and Controlled Corporations):

COMPANY/ORGANIZATION	POSITION/RELATIONSHIP	PERIOD OF SERVICE
Pan Islands, Inc.	President	Feb. 1995 – present
National Unification Advisory Council Southeast Asia Chapter – R.O.K	President	July 2009 – June 2017
Forum Pacific, Inc.	Independent Director	June 2011 – present
Wellex Industries, Incorporated	Independent Director	June 2011 – present
World Okta Federation	Dictator and President	Dec. 2006 - present

- I possess all the qualifications and none of the disqualifications to serve as an Independent Director of **PHILIPPINE ESTATES CORPORATION**, as provided for in Section 38 of the Securities Regulation Code, its Implementing Rules and Regulations and other SEC issuances.
- I am related to the following director/officer/substantial shareholder of (covered company and its subsidiaries and affiliates) other than the relationship provided under Rule 38.2.3 of the Securities Regulation Code. (where applicable)

NAME OF DIRECTOR/OFFICER/ SUBSTANTIAL SHAREHOLDER	COMPANY	NATURE OF RELATIONSHIP
N/A	N/A	N/A

- To the best of my knowledge, I am not the subject of any pending criminal or administrative investigation or proceeding / I disclose that I am the subject of the following criminal/administrative investigation or proceeding (as the case may be):

OFFENSE CHARGED/INVESTIGATED	TRIBUNAL OR AGENCY INVOLVED	STATUS
N/A	N/A	N/A

- (For those in government service/affiliated with a government agency or GOCC) I have the required written permission or consent from the (head of the agency/department) to be an independent director in , pursuant to Office of the President Memorandum Circular No. 17 and Section 12, Rule XVIII of the Revised Civil Service Rules.
- I shall faithfully and diligently comply with my duties and responsibilities as independent director under the Securities Regulation Code and its Implementing Rules and Regulations, Code of Corporate Governance and other SEC issuances.

8. I shall inform the Corporate Secretary of **PHILIPPINE ESTATES CORPORATION** of any changes in the abovementioned information within five days from its occurrence.


Done this \_\_\_\_\_ of \_\_\_\_\_, 2019 at \_\_\_\_\_.

  
**BYOUNG HYUN SUH**

**15 AUG 2019** Affiant

SUBSCRIBED AND SWORN to before me this \_\_\_\_\_ day of \_\_\_\_\_ at **Pasig City**, affiant personally appeared before me and exhibited to me his TIN ID No. 122-963-522-000.

Doc. No. 320 ;  
Page No. 65 ;  
Book No. 3 ;  
Series of 2019.

  
**ATTY. LADY MAE A. CLEMENTE**  
PTR No. 5232087; 1-4-19 Pasig  
IBP Membership No. 056404; RSM  
Roll No. 69675  
MCLE Compliance No. VI-0003249  
Appointment No. 77 (2019-2020)  
Julia Vargas Avenue Corner Meralco Avenue,  
Ortigas Center, Pasig City


UNDERTAKING

A copy of SEC 20-IS will be provided free of charge written request to the following:

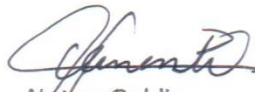
CORPORATE SECRETARY  
Philippine Estates Corporation  
Units 3503 and 3504  
35<sup>th</sup> Floor, One Corporate Center  
Julia Vargas Ave., corner Meralco Ave.  
Ortigas Center, Pasig City  
Metro Manila

PART III

After reasonable inquiry and to the best knowledge and belief, I certify that the information set forth in this report is true, complete and correct. This report is signed in the City of Pasig on \_\_\_\_\_, 2019.

  
ATTY. MARCEL L. FRANCISCO  
Assistant Corporate Secretary  
TIN : 224-150-060

Subscribed and sworn to before me this 15 AUG 2019 at Pasig City, affiant exhibiting to me her IBP ID with Roll No. 57260.

  
Notary Public

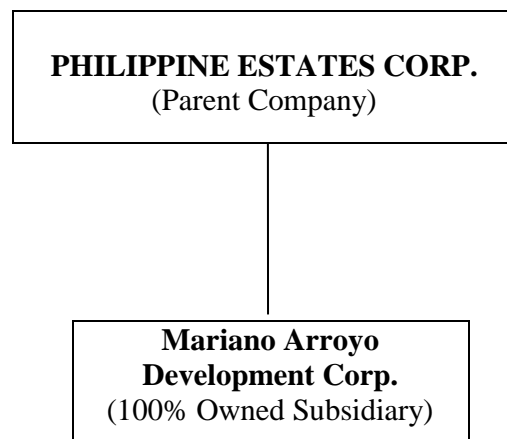
**ATTY. LADY MAE A. CLEMENTE**  
PTR No. 5232087; 1-4-19 Pasig  
IBP Membership No. 056404; RSM  
Roll No. 69675  
MCLE Compliance No. VI-0003249  
Appointment No. 77 (2019-2020)  
Julia Vargas Avenue Corner Meralco Avenue,  
Ortigas Center. Pasig City

Doc. No. 324 ;  
Page No. 44 ;  
Book No. 3 ;  
Series of 2019.

# **MANAGEMENT'S REPORT**

(Note: Audited Financial Statement and Interim Financial Statement is hereto attached as Annex "A" and made as an integral part hereof.)

Conglomerate map showing the relationship between parent company and its subsidiary.



## **SUMMARY OF SIGNIFICANT ACCOUNTING POLICIES**

The significant accounting policies that have been used in the preparation of these consolidated financial statements are summarized below and in the succeeding pages. The policies have been consistently applied to all the years presented, unless otherwise stated.

### **Statement of Compliance**

The consolidated financial statements of the Group have been prepared in accordance with Philippine Financial Reporting Standards (PFRS). The term PFRS in general includes all applicable PFRS, Philippine Accounting Standards (PAS) and Interpretations issued by the former Standing Interpretations Committee (SIC), the Philippine Interpretations Committee (PIC) and the International Financial Reporting Interpretations Committee (IFRIC), which have been approved by the Financial Reporting Standards Council (FRSC) and adopted by the SEC.

### **Basis of Preparation**

The consolidated financial statements have been prepared on a historical cost basis except for financial assets at fair value through other comprehensive income (FVOCI) which has been measured at fair value. Historical cost is generally based on the fair value of the consideration given in exchange for goods and services. Fair value is the price that would be received to sell an asset or paid to transfer a liability in an orderly transaction between market participants at the measurement date, regardless of whether that price is directly observable or estimated using another valuation technique.

### **Impact of the Revised Code**

The Republic Act No. 11232 otherwise known as the Revised Corporation Code of the Philippines (the "Revised Code") which took effect on February 23, 2019, aimed to improve the ease of doing business in the Philippines, affording more protection to corporations and stockholders, and promoting good corporate governance.

The Revised Code requires the annual financial statements to be audited by an independent certified public accountant. However, if the total assets or liabilities of the corporation are less than ₱600,000, the financial statements shall be certified under oath by the corporation's treasurer or chief financial officer.



The Revised Code should be applied prospectively. The requirement to prepare and submit the annual financial statements based on the Revised Code is effective beginning on or after February 23, 2019. All financial statements covering the periods on or before February 22, 2019 are required to be prepared and submitted in accordance with the Old Corporation Code or Batas Pambansa Bilang 68, in addition to the requirement of the SRC Rule 68.

This will have no impact on the preparation and submission of the Group's consolidated financial statements.

### **Functional and Presentation Currency**

The consolidated financial statements are presented in Philippine peso (₱), the Group's functional currency. All amounts are rounded to the nearest peso except when otherwise indicated.

### **Changes in Accounting Policies and Disclosures**

The accounting policies adopted are consistent with those of the previous financial years except for the following new and amended PFRS that are mandatorily effective for annual periods beginning on or after January 1, 2018.

*PFRS 9, Financial Instruments (2014)*, replaces PAS 39 *Financial Instruments: Recognition and Measurement*, bringing together all three aspects of the accounting for financial instruments: classification and measurement, impairment, and hedge accounting.

The standard requires all recognized financial assets that are within the scope of PAS 39 to be subsequently measured at amortized cost or at fair value. Specifically, debt investments that are held within a business model whose objective is to collect the contractual cash flows, and that have contractual cash flows that are solely for payments of principal and interest on the outstanding balance are generally measured at amortized cost at the end of subsequent reporting periods. All other debt investments and equity investments are measured at their fair values at the end of subsequent reporting periods. For financial liabilities that are designated as at fair value through profit or loss, the amount of change in the fair value of the financial liability that is attributable to changes in the credit risk of that liability is presented in other comprehensive income, unless the recognition of the effects of changes in the liability's credit risk in other comprehensive income would create or increase an accounting mismatch in profit or loss. Changes in fair value attributable to a financial liability's credit risk are not subsequently reclassified to profit or loss.

The Group has applied PFRS 9 for the first time.

The Group has adopted the PFRS 9 Financial Instruments from January 1, 2018 and resulted in changes in accounting policies as follows:

#### *a) Classification and measurement of financial instruments*

The changes in the classification and measurement of the Group's financial instruments are as follows:

		Classification		January 1, 2018		
		PAS 39	PFRS 9	As previously reported	Adjustments	As restated
Cash in banks	(1)	Loans and receivables	Amortized cost	₱ 13,299,540	₱ –	₱ 13,299,540
Trade and other receivables*	(1)	Loans and receivables	Amortized cost	524,946,629	–	524,946,629

Investment in available-for-sale financial assets	(2)	Available-for-sale	FVOCI	12,500,000	–	12,500,000
Advances to related parties	(1)	Loans and receivables	Amortized cost	315,981,430	–	315,981,430
Refundable deposit	(1)	Loans and receivables	Amortized cost	6,405,096	–	6,405,096

The assessment of the Group's business model was made as at January 1, 2018, and applied retrospectively to those financial assets that were not derecognized before January 1, 2018. The effects of reclassification of financial instruments into the appropriate PFRS 9 categories are as follows:

- (1) Cash in banks, trade and other receivables, advances to related parties and refundable deposits previously classified as loans and receivables are held to collect contractual cash flows and give rise to cash flows representing solely payments of principal and interest. These are now classified and measured as debt instruments at amortized cost.
- (2) Unquoted equity investments previously classified as available-for-sale (AFS) financial assets are now classified and measured as equity instruments designated at FVOCI. The Group elected to classify irrevocably its unquoted equity investments under this category as it considers these investments to be strategic in nature and it intends to hold these investments for the foreseeable future.

While there was a change in the classification and measurement on the Group's financial instruments beginning January 1, 2018 (upon adoption of PFRS 9), there were no changes in the balances of any line item in the consolidated financial statements since the accounting policies previously adopted under PAS 39 is the same as its counterpart under PFRS 9, thus no restatement was made in the consolidated financial statements.

*(b) Impairment of financial assets*

The Group adopted PFRS 9, *Financial Instruments*, which was applied using the transitional relief allowed by the standard. This allows the Group not to restate its prior periods' financial statements. Differences arising from the adoption of PFRS 9 in relation to impairment of financial assets are recognized in the opening balance of Deficit (or other component of equity, as appropriate) in the current year.

The table below shows the impact of the adoption of PFRS 9 to the Group's total equity as at January 1, 2018.

	Effects on	
	Deficit	Total Equity
Balance as at December 31, 2017	₱ 375,905,558	₱1,073,285,670
Effect on adoption of PFRS 9	2,466,718	(2,466,718)
	<b>₱ 378,372,276</b>	<b>₱1,070,818,952</b>

The application of the estimated credit losses (ECL) methodology based on the stages of impairment assessment for trade and other receivables, and advances to related parties resulted in the recognition of additional allowance for credit losses for trade and other receivables, and advances to related parties amounting ₱2,466,718 as at January 1, 2018.

*PFRS 15, Revenue from Contracts with Customers.* PFRS 15 supersedes PAS 11 Construction Contracts, PAS 18 Revenue and related interpretations and it applies, with limited exceptions, to all revenue arising from contracts with its customers. PFRS 15 establishes a comprehensive framework

for recognizing revenue from contracts with customers. The core principle in that framework is that an entity should recognize revenue to depict the transfer of promised goods or services to the customer in an amount that reflects the consideration to which the entity expects to be entitled in exchange for those goods or services. Revenue is recognized in accordance with that core principle by applying the following steps: (a) identify the contracts with customers; (b) identify the performance obligations in the contract; (c) determine the transaction price; (d) allocate the transaction price to the performance obligations in the contract; and (e) recognize revenue when the entity satisfies a performance obligation. PFRS 15 requires entities to exercise judgment, taking into consideration all of the relevant facts and circumstances when applying each step of the framework to contracts with their customers. The standard also specifies the accounting for the incremental costs of obtaining a contract with a customer and the costs directly related to fulfilling a contract. In addition, the standard requires extensive disclosures.

PFRS 15 requires entities to exercise judgment, taking into consideration all of the relevant facts and circumstances when applying each step of the model to contracts with their customers. The standard also specifies the accounting for the incremental costs of obtaining a contract and the costs directly related to fulfilling a contract.

On February 14, 2018, the Philippine Interpretations Committee (PIC) issued PIC Q&A 2018-12 which provides guidance on some implementation issues of PFRS 15 affecting real estate industry. Subsequently on October 29, 2018, the Philippine SEC issued SEC Memorandum Circular No. 14 Series of 2018 (the Memorandum) which provides relief to the real estate industry by deferring the application of the following provisions of the PIC Q&A No. 2018-12 for a period of three years until December 31, 2020:

- a. Exclusion of land and uninstalled materials in the determination of percentage-of-completion (POC) discussed in PIC Q&A No. 2018-12-E
- b. Accounting for significant financing component discussed in PIC Q&A 2018-12-D
- c. Accounting to Common Usage Service Area (CUSA) Charges discussed in PIC Q&A No.2018-12-H.

Under SEC Memorandum Circular No. 3 Series of 2019, the adoption of PIC Q&A No. 2018-14:*PFRS 15 – Accounting for Cancellation of Real Estate Sales* was also deferred until December 31, 2020.

The Memorandum also provided the mandatory disclosure requirements should the real estate company decided to avail of any relief. Disclosures should include:

- The accounting policies applied.
- Discussion of the deferral of the subject implementation issues in the PIC Q&A.
- Qualitative discussion of the impact to the financial statements had the concerned application guideline in the PIC Q&A has been adopted.
- Should any of the deferral options result into a change in accounting policy (e.g., when an entity excludes land and/or uninstalled materials in the POC calculation under the previous standard but opted to include such components under the relief provided by the circular), such accounting change will have to be accounted for under PAS 8, i.e., retrospectively, together with the corresponding required quantitative disclosures.

Except for the CUSA charges discussed under PIC Q&A No. 2018-12-H which applies to leasing transactions, the above deferral will only be applicable for real estate sales transactions.

This deferral will only be applicable for real estate sales transactions. Effective January 1, 2021, real estate companies will adopt PIC Q&A No. 2018-12 and PIC Q&A No. 2018-14 and any subsequent amendments thereof retrospectively or as the SEC will later prescribe.

The Group availed of the deferral of adoption of the above specific provisions of PIC Q&As. Had these provisions been adopted, it would have the following impact in the consolidated financial statements:

- The exclusion of land and uninstalled materials in the determination of POC would reduce the percentage of completion of real estate projects resulting in a decrease in retained earnings as at January 1, 2018 as well as a decrease in the revenue from real estate sales in 2018. This would result to the land portion of sold inventories together with connection fees, to be treated as contract fulfillment assets.
- The mismatch between POC of the real estate projects and right to an amount of consideration based on the schedule of payments explicit in the contract to sell (CTS) would constitute a significant financing component. Interest income would have been recognized for contract assets and interest expense for contract liabilities using effective interest rate method and this would have impacted retained earnings as at January 1, 2018 and the revenue from real estate sales in 2018. Currently, any significant financing component arising from the mismatch discussed above is not considered for revenue recognition purposes.
- Upon sales cancellation, the repossessed inventory would be recorded at fair value plus cost to repossess (or fair value less cost to repossess if this would have been opted). This would have increased retained earnings as at January 1, 2018 and gain from repossession in 2018. Currently, the Group records the repossessed inventory at its original carrying amount and recognizes any difference between the carrying amount of the derecognized receivable and the repossess property in profit or loss.

#### *Annual Improvements to PFRS 2014-2016 Cycle*

The Annual Improvements to PFRS 2014-2016 Cycle sets out the amendments to PFRS 1, PFRS 12 and PAS 28. The amendment to PFRS 12 is effective on January 1, 2017.

*PFRS 1 (Amendment), First-time Adoption of PFRS – Deletion of Short-term Exemptions for First-time Adopters.* The amendment deleted some short-term exemptions for first-time adopters and the related effective date paragraphs as the reliefs provided were no longer applicable and had been available to entities only for reporting periods that had passed.

*PAS 28 (Amendment), Investments in Associates and Joint Ventures – Measuring an Associate or Joint Venture at Fair Value.* The amendment clarify that the election to measure at fair value through profit or loss an investment in an associate or a joint venture that is held by an entity that is a venture capital organization, or other qualifying entity, is available for each investment in an associate or joint venture on an investment-by-investment basis, upon initial recognition.

The above improvements have no impact on the disclosures and amounts recognized on the Group's consolidated financial statements.

*PAS 40 (Amendments), Investment Property – Transfers of Investment Property.* The amendments clarify that to transfer to, or from, investment properties there must be a change in use. A change in use would involve (a) an assessment of whether a property meets, or has ceased to meet, the definition of investment property; and (b) supporting evidence that a change in use has occurred. The application of the amendments provides two options for transition: (a) An entity shall apply those amendments to changes in use that occur on or after the beginning of the annual reporting period in which the entity first applies the amendments; or (b) retrospective application if, and only if, that is possible without the use of hindsight.

The amendments have no material impact on the disclosures and amounts recognized on the Group's consolidated financial statements.

*PFRS 2 (Amendments), Share-based Payment – Classification and Measurement of Share-based Payment Transactions.* The amendments address the: (a) accounting for modifications to the terms and conditions of share-based payments that change the classification of the transaction from cash-settled to equity-settled; (b) accounting for the effects of vesting and non-vesting conditions on the measurement of cash-settled share-based payments; and (c) the classification of share-based payment transactions with a net settlement feature for withholding tax obligations.

The amendments have no impact on the disclosures and amounts recognized on the Group's consolidated financial statements.

*PFRS 4 (Amendments), Insurance Contracts – Applying PFRS 9 Financial Instruments and PFRS 4 Insurance Contracts.* The amendments provide two options for entities that issue insurance contracts within the scope of PFRS 4: (a) an option that permits entities to reclassify, from profit or loss to other comprehensive income, some of the income or expenses arising from designated financial assets (the “overlay approach”); and (b) an optional temporary exemption from applying PFRS 9 for entities whose predominant activity is issuing contracts within the scope of PFRS 4 (the “deferral approach”). The application of both approaches is optional and an entity is permitted to stop applying them before the new insurance contracts standard is applied. An entity would apply the overlay approach retrospectively to designated financial assets, when it first applies PFRS 9. An entity would apply the deferral approach for annual periods beginning on or after January 1, 2018.

The amendments have no impact on the disclosures and amounts recognized on the Group's consolidated financial statements.

*Philippine Interpretation IFRIC-22, Foreign Currency Transactions and Advance Consideration.* This interpretation addresses how to determine the date of the transaction for the purpose of determining the exchange rate to use on initial recognition of the related asset, expense or income (or part of it) on the derecognition of a non-monetary asset or non-monetary liability arising from the payment or receipt of advance consideration in a foreign currency.

The interpretation does not have any impact on the Group's consolidated financial statements.

### **New Accounting Standards, Interpretations and Amendments to Existing Standards Effective Subsequent to January 1, 2018**

Standards issued but not yet effective up to the date of the Group's consolidated financial statements are listed below. This listing of standards and interpretations issued are those that the Group reasonably expects to have an impact on disclosures, financial position or performance when applied at a future date. The Group intends to adopt these standards when they become effective.

#### **Annual Improvements to PFRS 2015-2017 Cycle**

The annual improvements addressed the following issues:

*PFRS 3 (Amendments), Business Combinations – Previously Held Interest in a Joint Operation.* The amendments provides additional guidance to clarify that, when obtaining control of a business that is a joint operation, the acquirer applies the requirements for a business combination achieved in stages, including remeasuring its previously held interest in the joint operation at its acquisition-date fair value.

*PFRS 11 (Amendments), Joint Arrangements – Previously Held Interest in a Joint Operation.* The amendments clarify that when an entity obtains joint control of a business that is a joint operation, the entity does not remeasure its previously held interests.

*PAS 12 (Amendments), Income Taxes – Income Tax Consequences of Payments on Financial Instruments Classified as Equity.* The amendments clarify that the income tax consequences of dividends are linked more directly to past transactions or events that generated distributable profits than to distributions to owners. Therefore, an entity shall recognize the income tax consequences of dividends in profit or loss, other comprehensive income or equity according to where the entity originally recognized those past transactions or events.

*PAS 23 (Amendments), Borrowing Costs – Borrowing Costs Eligible for Capitalization.* The amendments clarify that an entity treats as part of general borrowings any borrowing originally made to develop a qualifying asset when substantially all of the activities necessary to prepare that asset for its intended use or sale are complete.

The above improvements are effective for annual periods beginning on or after January 1, 2019, with earlier application permitted.

The application of the above improvements will have no significant impact on the disclosures and amounts recognized on the Group's consolidated financial statements.

*PAS 19 (Amendments), Employee Benefits – Plan Amendment, Curtailment or Settlement,* The amendments clarify that if a plan amendment, curtailment or settlement occurs, it is now mandatory that the current service cost and the net interest for the period after the remeasurement are determined using the assumptions used for the remeasurement. The amendments also clarify how the requirements on accounting for a plan amendment, curtailment or settlement affect the asset ceiling requirements. The amendments are effective for annual periods beginning on or after January 1, 2019, with earlier application permitted.

The amendments will not have a significant impact on the disclosures and amounts recognized on the Group's consolidated financial statements.

*PAS 28 (Amendments), Investments in Associates and Joint Ventures – Long-term Interests in Associates and Joint Ventures.* The amendments clarify that an entity applies PFRS 9 to long-term interests in an associate or joint venture that form part of the net investment in the associate or joint venture but to which the equity method is not applied. The amendments are effective for annual periods beginning on or after January 1, 2019 and shall be applied retrospectively. However, early application of these amendments is permitted.

The amendments will not have a significant impact on the disclosures and amounts recognized on the Group's consolidated financial statements.

*PFRS 9 (Amendments), Financial Instruments – Prepayment Features with Negative Compensation.* This addresses the concerns about how PFRS 9 classifies particular prepayable financial assets. The amendments also include clarifications to the accounting for a modification or exchange of a financial liability that does not result in derecognition. The amendments are effective for annual periods beginning on or after January 1, 2019, with earlier application permitted.

The amendments will not have a significant impact on the disclosures and amounts recognized on the Group's consolidated financial statements.

*Philippine Interpretation IFRIC-23, Uncertainty over Income Tax Treatments.* This interpretation addresses how to apply the recognition and measurement requirements of PAS 12 Income Taxes

when there is uncertainty over income tax treatments. This interpretation is effective for annual periods beginning on or after January 1, 2019, with earlier application permitted.

The interpretation will have no significant impact on the Group's consolidated financial statements.

*PFRS 16, Leases.* This new standard introduces a single lessee accounting model to be applied to all leases, whilst substantially carries forward the lessor accounting requirements in PAS 17 Leases. Lessees recognize a right-of-use asset representing its right to use the underlying leased asset and a lease liability representing its obligation to make lease payments for all leases with a term of more than twelve (12) months, unless the underlying asset is of low value. Whereas, lessors continue to classify leases as operating leases or finance leases, and to account for those two types of leases differently. The standard is effective for annual periods beginning on or after January 1, 2019, with earlier application permitted for entities that apply PFRS 15 at or before the date of initial application of PFRS 16.

The adoption of the new standard will result in recognition of an asset for the right to use the underlying asset over the lease term and a lease liability for the obligation to make lease payments in the consolidated statements of financial position. In addition, this will result in recognition of depreciation on the right-of-use asset and interest on lease liability in the consolidated statements of comprehensive income, and presentation of the total amount of cash paid into a principal portion and interest within financing activities in the consolidated statements of cash flows.

*PAS 1 (Amendments), Presentation of Financial Statements and PAS 8 (Amendments), Accounting Policies, Changes in Accounting Estimates and Errors – Definition of Material.* The amendments clarify that information is material if omitting, misstating or obscuring it could reasonably be expected to influence decisions that the primary users of general purpose financial statements make on the basis of those financial statements, which provide financial information about a specific reporting entity. The amendments are effective for annual periods beginning on or after January 1, 2020, with earlier application permitted.

The amendments will not have an impact on the disclosures and amounts recognized on the Group's consolidated financial statements.

*PFRS 3 (Amendments), Business Combinations – Definition of a Business.* The amendments clarify that to be considered a business, an acquired set of activities and assets must include, at a minimum, an input and a substantive process that together significantly contribute to the ability to create outputs. It narrows the definitions of a business and of outputs by focusing on goods and services provided to customers and by removing the reference to an ability to reduce costs. In addition, it provides guidance and illustrative examples to help entities assess whether a substantive process has been acquired and remove the assessment of whether market participants are capable of replacing any missing inputs or processes and continuing to produce outputs. The amendments also add an optional concentration test that permits a simplified assessment of whether an acquired set of activities and assets is not a business. The amendments are effective for annual periods beginning on or after January 1, 2020, with earlier application permitted.

The amendments will not have an impact on the disclosures and amounts recognized on the Group's consolidated financial statements.

*PFRS 17, Insurance Contracts.* The new standard establishes principles for the recognition, measurement, presentation and disclosure of insurance contracts, including reinsurance contracts held and investment contracts with discretionary participation features issued. The objective of the standard is to ensure that entities provide relevant information in a way that faithfully represents those contracts. This information gives a basis for users of financial statements to assess the effect that contracts within the scope of the standard have on the entity's financial position, financial

performance and cash flows. The standard is effective for annual periods beginning on or after January 1, 2021, with earlier application permitted.

The new standard will not have an impact on the disclosures and amounts recognized on the Group's consolidated financial statements.

### **Basis of Consolidation**

The consolidated financial statements incorporate the financial statements of the Parent Company and a subsidiary it controls. Control is achieved when the Parent Company has power over the investee, is exposed, or has rights, to variable returns from its involvement with the investee and has the ability to use its power to affect its returns. The Parent Company reassesses whether or not it controls an investee if facts and circumstances indicate that there are changes to one or more of these three elements of control.

When the Parent Company has less than a majority of the voting rights of an investee, it has power over the investee when the voting rights are sufficient to give it the practical ability to direct the relevant activities of the investee unilaterally. The Parent Company considers all relevant facts and circumstances in assessing whether or not the Parent Company's voting rights in an investee are sufficient to give it power, including:

- the size of the Parent Company's holding of voting rights relative to the size and dispersion of holdings of the other vote holders;
- potential voting rights held by the Parent Company, other vote holders or other parties;
- rights arising from other contractual arrangements; and
- any additional facts and circumstances that indicate that the Parent Company has, or does not have, the current ability to direct the relevant activities at the time that decisions need to be made, including voting patterns at previous shareholders' meetings.

Consolidation of a subsidiary begins when the Company obtains control over the subsidiary and ceases when the Company loses control of the subsidiary. Income and expenses of a subsidiary acquired or disposed of during the year are included in the consolidated statements of comprehensive income from the date the Company gains control until the date when the Company ceases to control the subsidiary.

The financial statements of the subsidiary are prepared for the same reporting year, using accounting policies that are consistent with those of the Parent Company. Intra-group balances, transactions, income and expenses, and profits and losses resulting from intra-group transactions are eliminated in full in the consolidation.

### **Composition of the Group**

Details of the Parent Company's subsidiary as at December 31 are as follows:

	<b>Percentage of ownership</b>	
	<b>2018</b>	2017
Mariano Arroyo Development Corporation	<b>100%</b>	100%

The subsidiary's registered office is at 35<sup>th</sup> Floor, One Corporate Center Doña Julia Vargas Avenue corner Meralco Avenue Ortigas Center, Pasig City.



## Audited Financial Statements and Interim Financial Statements

There were no disagreements with the former and present accountants and auditors on any matter of accounting and financial disclosures.

### Reconciliation of retained earnings available for dividend declaration.

## PHILIPPINE ESTATES CORPORATION AND SUBSIDIARY

### Consolidated Statements of Changes in Equity as of December 31, 2018

<b>CAPITAL STOCK -</b>	<b>PhP 1,445,549,830</b>
<b>DEFICIT</b>	
At beginning of year	(378,372,276)
Net income for the year	<u>17,244,772</u>
At end of year	(361,127,504)
<b>RE-MEASUREMENT LOSS ON RETIREMENT BENEFITS</b>	
At beginning of year	3,641,398
Re-measurement loss for the year	<u>(271,821)</u>
At end of year	3,369,577
	<hr/> <b><u>PhP1,087,791,903</u></b>

\*Based on the above reconciliation, no dividends would be declared as of

### Financial Soundness Indicators in two comparative periods.

<u>INDICATOR</u>	<u>2018</u>	<u>2017</u>
Current Ratio	4.09:1	4.73:1
Debt-to-Equity Ratio	0.49:1	0.50:1
Asset-to-Equity Ratio	1.49:1	1.50:1
Return on Sales	5.62%	5.20%
Past Due Ratio	5%	17%
Gross Profit Rate	57.47%	60.46%
Working Capital Turnover	0.33	0.46
Sales Projection	489M	500M
Sales Variance	-37.42%	-25.81%

## NATURE AND SCOPE OF BUSINESS OF THE REGISTRANT

The Company was incorporated on May 30, 1983 as “Philippine Cocoa Estates Corporation” under Securities and Exchange Commission (SEC) Registration No. 11297, with an authorized capital stock of only P1 million. Its primary purpose was to engage in all phases of agriculture.

On February 29, 1984 its authorized capital stock was increased to P140 million. In November of that same year, the Company became a publicly listed company.

In 1987, the SEC approved two increases in the authorized capital stock of the Company: the first one on May 8 raising the capital to P180 million; and the second one on October 22, raising it further to P300 million.

In 1996, The Wellex Group, Inc. gained majority control of the Company and revamped its management. The new management opted for a change in business focus from agriculture to real estate, with the corporate vision of becoming a world-class real estate developer utilizing state-of-the-art design and technology to build projects with the highest quality and value.

To align the Company to this new corporate vision, management applied with the SEC for approval to carry out certain strategic corporate changes. Thus, on May 16, 1996, the SEC approved the proposed changes, namely: (a.) The change in the primary purpose clause from agriculture to the business of holding and developing real estate; (b.) The change in the corporate name to reflect the new business focus; (c.) The removal of the Class "A" and Class "B" classification of the Company's shares; and (d.) The change in the par value of the shares from PhP10.00 to PhP1.00 per share.

Towards achieving its corporate vision, the Company filed an application to increase its authorized capital stock from PhP300 Million to PhP5 Billion. Out of this increase of PhP4.7 Billion, the amount of PhP1,194,333,800.00 was subscribed and paid up by five (5) corporate investors. The principal part of the subscription was paid up by way of transfers to the Company of forty five (45) parcels of land valued at PhP1,161,833,800.00, while a smaller portion of the subscription, amounting to PhP32,500,000.00 was paid through conversion of debt into equity. The increase in authorized capital stock was approved by the SEC on March 26, 1997.

**(2) Business Issuer:**

With the acquisition of real properties by virtue of its agreement with REXLON Realty Group, Inc., Recovery Real Estate Corporation, ROPEMAN International Corporation, The Wellex Group, Inc. and Pacific Rehouse Corporation, the Company immediately conducted a study to determine the "highest and best use" of its real estate holdings for the purpose of enhancing their value and maximizing the returns to the stockholders. Based on the study conducted, the following are the projects were undertaken by the Company:

**COMPLETED PROJECTS:**

**1. Pearl of the Orient Tower.**

A 42-storey office-residential-recreational condominium tower in Roxas Boulevard, Manila.

**2. Metrotech Industrial Park Valenzuela (formerly; Plastic City Industrial Park).**

A 30-hectare, modern industrial park in the booming city of Valenzuela.

**3. Pacific Grand Villas Phase 1.**

The first phase of the successful Mediterranean-inspired residential community in the highly urbanized city of Lapu-lapu, Cebu.

**4. *Pacific Grand Villas Phase II.***

The second completed project in Lapu-lapu City, Cebu, with bigger lot cuts than Phase 1 and new house models.

**5. *Pacific Grand Villas Phase III.***

The third in the series of thriving Pacific Grand Villas communities in Lapu-lapu City, Cebu.

**6. *Chateaux Geneva.***

A 10-hectare Swiss-Victorian themed community in the prime district of Jaro, Iloilo City.

**7. *Pacific Grand Villas Phase IV.***

Phase 4 of Pacific Grand Villas features some 356 prime residential lot units. In this project we introduced at least four more new house models to satisfy the evolving demands of the market. This project caters also to an international blend of buyers, just like the earlier phases, making Pacific Grand Villas an international community that meets global standards and lifestyle.

**8. *Pacific Grand Townhomes Phase 1***

The Pacific Grand Townhomes is a middle-class Victorian-themed townhouse project located in Lapu-Lapu City. It boasts of the exclusivity of a pocket community, consisting of 43 units of elegantly designed houses.

This stylish community is proximate to private and public institutions, recreational areas, schools, resorts, business and trade centers..

**ONGOING / CURRENT PROJECTS:**

- ***Costa Smeralda***

The second of our exclusive residential communities in Iloilo City, Costa Smeralda is themed after the famed Italian coastal resorts. Offering 395 lot-units, we introduced in this village four trendy yet sophisticated house designs of varying floor areas, blending form and function to perfectly suit the requirements of discriminating buyers.

- ***Wellford Homes @ Jaro Grand Estates (Phase 3) – Parcel A***

This project is our third residential community in Iloilo City. The house-and lot packages are mainly designed for homebuyers inclined for economy, maximizing value-for- money. Consisting of about 1.7 hectares, the initial offering is an American inspired two bungalow-type house model.. These single-level houses are very much suited also

for senior citizens and retirees. The project was launched in November 2016, with the land development and house construction well underway.

## **PROJECT IN THE PIPELINE**

### **1) *Wellford Homes – Malolos***

Wellford Homes is a residential development with an area of approximately 6.7 hectares located in Barangay Longos, Malolos City, Bulacan. This horizontal development is American inspired. Housing design reflects the suburban feel with landscaping elements that reflect the American ambiance by utilizing pine trees as foliage throughout the entire development. The subdivision is designed to provide generous areas for roads and open spaces, which accounts for nearly 42% of the total developable area. Based on the projections, the development will generate Php 1.15 Billion gross revenue upon completion of the project..

### **2) *Wellford Homes @ Jaro Grand Estates (Phase 3) – Parcel B***

In line with the Company's aim of expanding the existing American-inspired subdivision project Wellford Homes I located at Jaro, Iloilo, the Company is expected to launch Wellford Homes II (WHII) by 2020. WH II will have combined 326 units of House and Lot and Lots only. This project expansion covers an area of around 8.76 hectares. House-and-Lot packages have floor areas of 63 to 73 sq.m and Lots only have areas of at least 120 sqm. The said expansion is expected to generate a projected Gross Revenue approximately Php 1.0 Billion when completed.

### **3) *Wellford Residences - Mactan***

As the Company's answer to the housing backlog in the economic sector in the area, PHES launched Wellford Residences-Mactan. WR-Mactan is a two-tower medium rise condominium project in one of the Company's prime and highly accessible properties in Mactan, Cebu, Located in Barangay Suba-basbas in the City of Lapu-lapu, the project will offer around 200 condominium units and is expected to generate for the Company approximately P541M in Revenue. Construction is expected to commence by 2<sup>nd</sup> quarter of 2020.

### **4) *Pacific Grand Villas Phase 5***

A follow-up to the highly successful Pacific Grand Villas series in Lapu-lapu City Mactan, Cebu, Phase 5 is an expansion of the village with Modern Design theme. The master planned community offers larger lot cuts and spacious houses. Situated in the main entrance avenue by the commercial area, prime sections of this phase offer specially-designed home-buildings, which will be sold together with a luxurious housing component in this low density phase. The development is still under further evaluation and study aiming for its maximum potential.

### **5) *Jaro Grand Estates – South.***

Commercial-Institutional / Mixed-use estate strategically located just 3.3 kilometers away from Jaro Plaza, the Jaro Grand Estates (JGE) is a 100-hectare master-planned community near Iloilo City's major hubs including colleges and universities, commercial and business areas, hospitals and government centers, air and sea ports. It integrates several land uses into a singular development. JGE is divided into 2 major

enclaves: the JGE North, comprising of at least five themed residential villages, and the JGE-South that is planned for commercial mixed-use developments. When completed, the 40-hectare JGE-South is envisioned to feature its own commercial and restaurant strips, office and business centers, education area, and a hotel and tourist district.

## **FINANCIAL AND OTHER INFORMATION:**

### **a.) Information Required:**

- (1) The Audited Financial Statement as of 31 December 2018 are attached hereto. The notes to Financial Statements, as well as Statement of Management Responsibility, and schedules required under Part IV(C) OF RULE 68 is included in the Annual Report (Form 17-A).

Also attached hereto are the Interim Financial Statements as of June 30, 2019 being also required under PART IV(C) OF RULE 68 (SEC Form 17-Q).

### **(2) MANAGEMENT'S DISCUSSION AND ANALYSIS OF FINANCIAL CONDITION AND PLAN/RESULTS OF OPERATIONS.**

#### **A) FULL FISCAL YEAR:**

In 2018, the Company was able to post a consolidated net sales of ₱ 306.91M compared to ₱ 370.96M sales of 2017 showing a decrease of 17.27% or ₱ 64.05M.

The Company's current ratio registered at 4.09:1. Current Assets reached ₱ 1.25B while Current Liabilities registered at ₱ 0.31B. Debt-to-equity ratio registered at 0.49:1. The Balance Sheet shows accounts indicative of positive liquidity condition. Total assets registered at ₱ 1.62B.

#### **Comparative Top Key Performance Indicators of the Company:**

Management evaluates the Company's performance as it relates to the following:

- a. Sales – The Company gauge its performance by determining the return on sales (net income after tax over the net sales). It indicates net profitability of each peso of sales.
- b. Accounts Receivable – The Company assesses the efficiency in collecting receivables and in managing of credit by determining the past due ratio thru the aging of receivables.
- c. Gross Profit Margin – Measures effectiveness of pricing and control of project development cost. This is derived by dividing gross profit over net sales.
- d. Working Capital – The Company's ability to meet obligations is measured by determining current assets over current obligations. Working capital turnover is calculated by dividing Sales over Ave. Net Working Capital.

- e. Variance Analysis – Another tool that measures efficiency on how the actual sales were attained via a vis forecasted sales.

<b><u>INDICATOR</u></b>	<b><u>2018</u></b>	<b><u>2017</u></b>
Return on Sales	5.53%	5.30%
Past Due Ratio	5%	17%
Gross Profit Rate	57.44%	60.46%
Working Capital Turnover	0.33	0.46
Sales Projection	489M	500M
Sales Variance	-37.42%	-25.81%

Financial Condition:

Causes of material changes from period to period of financial statements:

- a. Cash – the increase of 38.46% was basically attributable to improved collection on sales, and proceeds from loans.
- b. Current Trade Receivables – the increase of 27.85% was due to new sales recorded during the year.
- c. Non-Current Trade and Other Receivables – the decrease of 65.11% was due to improved collections on sales and restatement of old accounts.
- d. Deferred Tax Assets – the decrease of 64.69% was due to the application Net Operating Loss Carry-Over (NOLCO) and Minimum Corporate Income Tax (MCIT) for the year.
- e. Accounts Payable and Other Liabilities – the increase of 11.48% was due to increase in payable to suppliers on credit terms.
- f. Deferred Gross Profit – the increase of 32.99% was due to sales reported for the period which are not yet completed as at reporting date and to be realized thereafter, based on the percentage of completion of the real estate inventories sold.
- g. Customers' Deposits – the decrease of 21.21% was due to increase in reported sales that has not been booked as sales due to its low payment milestone.
- h. Advances to/from Related Parties – the increase of 5.00% was due to advances to related parties.
- i. Deferred Tax Liabilities – the increase of 10.53% was due to excess of financial realized gross profit over taxable realized gross profit.
- j. Retirement Benefits Obligation - the increase 29.64% was due to the expense recognized for the year based on valuation for 2018.

## 1. ANALYSIS OF PRIOR YEAR OPERATIONS AND FINANCIAL CONDITION:

### Results of Operations:

In 2017, the Company was able to post a consolidated net sales of ₱ 370.96M compared to ₱ 69.50M sales of 2016 showing an increase of 433.74%. As result the Company managed to have a Net Income after tax of ₱ 19.29M, compared to 2016's ₱ 1.97M, an increase of 17.32M or 876.58%.

The Company's current ratio registered at 1:4.73. Current Assets reached ₱ 1.13B while Current Liabilities registered at ₱ 0.24B. Debt-to-equity ratio registered at 1:0.50. The Balance Sheet shows accounts indicative of positive liquidity condition. Total assets registered at ₱ 1.61B.

Comparative Top Key Performance Indicators of the Company:

Management evaluates the Company's performance as it relates to the following:

- a. Sales – The Company gauge its performance by determining the return on sales (net income after tax over the net sales). It indicates net profitability of each peso of sales.
- b. Accounts Receivable – The Company assesses the efficiency in collecting receivables and in managing of credit by determining the past due ratio thru the aging of receivables.
- c. Gross Profit Margin – Measures effectiveness of pricing and control of project development cost. This is derived by dividing gross profit over net sales.
- d. Working Capital – The Company's ability to meet obligations is measured by determining current assets over current obligations. Working capital turnover is calculated by dividing Sales over Ave. Net Working Capital.
- e. Variance Analysis – Another tool that measures efficiency on how the actual sales were attained via a vis forecasted sales.

<u>INDICATOR</u>	<u>2017</u>	<u>2016</u>
Return on Sales	5.20%	2.84%
Past Due Ratio	17%	NA
Gross Profit Rate	60.45%	58.86%
Working Capital Turnover	0.46	0.10
Sales Projection	500M	200M
Sales Variance	-25.81%	-35.25%

Financial Condition:

Causes of material changes from period to period of financial statements:

- a. Cash – the increase of 49.35% was basically attributable to improved collection on sales, and proceeds from loans.
- b. Current Trade Receivables – the increase of 216.85% was due to new sales recorded during the year.
- c. Non-Current Trade and Other Receivables –the decrease of 42.24% was due to improved collections on sales and restatement of old accounts.
- d. Deferred Tax Assets – the increase of 32.32% was due to the additional Net Operating Loss Carry-Over (NOLCO) for the year.
- e. Accounts Payable and Other Liabilities – the increase of 24.57% was due to increase in payable to suppliers on credit terms.
- f. Deferred Gross Profit – the increase of 161.40% was due to sales reported for the period which are not yet completed as at reporting date and to be realized thereafter, based on the percentage of completion of the real estate inventories sold.
- g. Customers’ Deposits – the increase of 357.70% was due to increase in reservation fees for the year.
- h. Loans Payable (Borrowings) – the increase of 42.08% was result of loan availed from Luzon Development Bank amounting to P35M.
- i. Advances from Related Parties – the increase of 25.93% was due to the acquisition of lot for Wellford Homes Malolos project, payment was advanced by affiliates.
- j. Deferred Tax Liabilities – the increase of 106.39% was due to excess of financial realized gross profit over taxable realized gross profit.

In 2016, the Company was able to post a consolidated net sales of ₱ 69.50M compared to ₱ 123.80M sales of 2015 which shows a decrease of 43.86%. Notwithstanding the slump in sales the Company manage to have a net income after tax of ₱ 1.97M, or ₱ 0.87M higher than 2015’s ₱ 1.11M, an increase of 78.38%. This is due to increase in realized gross profit from previous years sales brought about by the acceleration in project completion.

The Company’s current ratio registered at 1:6.27. Current Assets reached ₱ 870.30M while Current Liabilities registered at ₱ 138.77M. Debt-to-equity ratio registered at 1:0.34. The balance sheet shows accounts indicative of positive liquidity condition. Total assets registered at ₱ 1.41B.

#### Comparative Top Key Performance Indicators of the Company:

Management evaluates the Company’s performance as it relates to the following:

- a. Sales – The Company gauge its performance by determining the return on sales (net income after tax over the net sales). It indicates net profitability of each peso of sales.



- b. Accounts Receivable – The Company assesses the efficiency in collecting receivables and in managing of credit by determining the past due ratio thru the aging of receivables.
- c. Gross Profit Margin – Measures effectiveness of pricing and control of project development cost. This is derived by dividing gross profit over net sales.
- d. Working Capital – The Company’s ability to meet obligations is measured by determining current assets over current obligations. Working capital turnover is calculated by dividing Sales over Ave. Net Working Capital.
- e. Variance Analysis – Another tool that measures efficiency on how the actual sales were attained via a vis forecasted sales.

<b><u>INDICATOR</u></b>	<b><u>2016</u></b>	<b><u>2015</u></b>
Return on Sales	2.84%	0.90%
Past Due Ratio	N/A	NA
Gross Profit Rate	58.86%	55.29%
Working Capital Turnover	0.10	0.19
Sales Projection	200M	120M
Sales Variance	-35.25%	4.00%

Financial Condition:

Causes of material changes from period to period of financial statements:

- a. Cash – the decrease of 22.19% was basically attributable to catch-up payments of prior years’ payables and current payables particularly to contractors to fast track completion of on-going projects.
- b. Current Trade Receivables – the decrease of 11.70% was due to the slide in sales
- c. Deferred Tax Assets – the significant decrease of 50.27% was due to the expiration of the Company’s Net Operating Loss Carry-Over (NOLCO) from prior years
- d. Accounts Payable and Other Liabilities – the decrease of 19.11% was due to timely payments made to contractors and suppliers
- e. Deferred Gross Profit – the decrease of 43.33% was due to higher percentage of completion of the projects.
- f. Deferred Tax Liability – the increase of 25.91% was due to adjustment on Deferred Gross profit.

In the year 2015, the Company was able to post a consolidated net sales of ₱ 123.80M compared to ₱ P 118.71M sales of 2014 which shows an increase of 4.3%.

The Company's current ratio registered at 1:5.18. Current Assets reached ₱ 883.34M while Current Liabilities registered at ₱ 170.69M. Debt-to-equity ratio registered at 1:0.37. The balance sheet shows accounts indicative of positive liquidity condition. Total assets registered at ₱ 1.44B.

Comparative Top Key Performance Indicators of the Company:

Management evaluates the Company's performance as it relates to the following:

- a. Sales – The Company gauge its performance by determining the return on sales (net income after tax over the net sales). It indicates net profitability of each peso of sales.
- b. Accounts Receivable – The Company assesses the efficiency in collecting receivables and in managing of credit by determining the past due ratio thru the aging of receivables.
- c. Gross Profit Margin – Measures effectiveness of pricing and control of project development cost. This is derived by dividing gross profit over net sales.
- d. Working Capital – The Company's ability to meet obligations is measured by determining current assets over current obligations. Working capital turnover is calculated by dividing Sales over Ave. Net Working Capital.
- e. Variance Analysis – Another tool that measures efficiency on how the actual sales were attained via a vis forecasted sales.

<u>INDICATOR</u>	<u>2015</u>	<u>2014</u>
Return on Sales	0.90%	11.26%
Past Due Ratio	N/A	15.17%
Gross Profit Rate	55.29%	53.02%
Working Capital Turnover	0.190	0.095
Sales Projection	120M	490M
Sales Variance	4.00	-24.04%

Financial Condition:

Causes of material changes from period to period of financial statements:

1. Current Trade Receivables – the decrease of 29.83% was due to improved collection on sales
2. Accounts Payable and Accrued Expenses – the decrease of 29.15% was due to accelerated payments made to contractors and suppliers
3. Retention Payable and Guaranty bonds – the 3.92% decrease again pertains to the accelerated payments and releases of the Retention Payables to contractors
4. Deferred Gross Profit – the increase of 3.48% was due to sales generated for the year.



108062019001652



# SECURITIES AND EXCHANGE COMMISSION

SEC Building, EDSA, Greenhills, Mandaluyong City, Metro Manila, Philippines  
Tel: (632) 726-0931 to 39 Fax: (632) 725-5293 Email: mis@sec.gov.ph

## Barcode Page

The following document has been received:

Receiving Officer/Encoder : Mark Jason L. Orcine - COS

Receiving Branch : SEC Head Office

Receipt Date and Time : August 06, 2019 09:22:28 AM

Received From : Head Office

Company Representative

---

Doc Source

Company Information

---

SEC Registration No. 0000112978

Company Name PHIL. ESTATES CORP.

Industry Classification

Company Type Stock Corporation

Document Information

---

Document ID 108062019001652

Document Type 17-Q (FORM 11-Q: QUARTERLY REPORT/FS)

Document Code 17-Q

Period Covered June 30, 2019

No. of Days Late 0

Department CFD

Remarks

COVER SHEET

1 1 2 9 7 8

SEC Registration No.

P H I L I P P I N E E S T A T E S C O R P O R A T I O N

(Company's Full Name)

3 5 T H F L R O N E C O R P O R A T E C E N T R E

J U L I A V A R G A S C O R M E R A L C O A V E

O R T I G A S C E N T E R P A S I G C I T Y

(Business Address : No. Street City / Town / Province)

JOCELYN A. VALLE

Contact Person

637-3112

Contact Telephone No.

1 2 3 1

Fiscal Year

S E C - 1 7 Q

FORM TYPE

Month Day Annual Meeting

Secondary License Type, If Applicable

C F D

Dept. Requiring this Doc.

Amended Articles Number/Section

Total Amount of Borrowings

Total No. of Stockholders

Domestic

Foreign

To be accomplished by SEC Personnel concerned

File Number

LCU

Document I.D.

Cashier

STAMPS

Remarks = pls. Use black ink for scanning purposes

SEC Number 112978  
File Number \_\_\_\_\_

---

**PHILIPPINE ESTATES CORPORATION**

---

**Company's Full Name**

**<sup>35TH</sup> Flr. One Corporate Centre, Julia Vargas cor. Meralco Ave., Ortigas Center, Pasig  
City**

---

**Company's Address**

**637-3112**  
**Telephone Number**

**DECEMBER 31**  
**Fiscal Year Ending**  
**(Month and day)**

**SEC-FORM 17-Q**  
**Form Type**

**N.A.**

---

**Amendment Designation(If applicable)**

**June 30, 2019**  
**Period Ended Date**

**N.A.**

---

**Secondary License Type and File Number**

SECURITIES AND EXCHANGE COMMISSION

SEC FORM 17-Q

QUARTERLY REPORT PURSUANT TO SECTION 17 OF THE SECURITIES REGULATION  
CODE AND SRC RULE 17(2)(b) THEREUNDER

1. For the quarterly period ended **June 30, 2019**
2. Commission identification number **112978**
3. BIR Tax Identification No. **000-263-366**

**PHILIPPINE ESTATES CORPORATION**

4. Exact name of registrant as specified in its charter

**Metro Manila, Philippines**

5. Province, country or other jurisdiction of incorporation or organization
6. Industry Classification Code: SEC Use Only

**35<sup>th</sup> Flr., One Corporate Centre, Julia Vargas cor. Meralco Ave., Ortigas Center, Pasig City**

7. Address of issuer's principal office

**(632) 637-3112**

8. Issuer's telephone number, including area code

9. Former name, former address and former fiscal year, if changed since last report NA

10. Securities registered pursuant to Section 4 and 8 of the RSA: Common shares **5,000,000,000**  
with par Value of P1.00 per share

Number of Shares Common Stock Issued Outstanding: **1,445,549,830 Common Shares**

**Amount of Debt Outstanding: P 104,015,228 (as per Financial Statements)**

11. Are any or all of the securities listed on the Philippine Stock Exchange?  
Yes[] No[ ]

If yes, state the name of such Stock Exchange and the class/es of securities listed therein:

**PHILIPPINE STOCK EXCHANGE COMMON SHARES**

12. Indicate by check mark whether the registrant:

a) has filed all reports required to be filed by Section 11 of the Revised Securities Act (RSA) and RSA Rule 11(a)-1 hereunder and Sections 26 and 141 of the Corporation Code of the Philippines, during the preceding 12 months (or for such shorter period the registrant was required to file such report)  
Yes[] No[ ]

b) has been subject to such filing requirements for the past 90 days  
Yes[] No[ ]

## **PART I – FINANCIAL INFORMATION**

### **Item 1. Financial Statements**

The Quarterly Financial Statements of the Company for the period ending June 30, 2019 are incorporated herein by reference and attached as an integral part of this Quarterly Report.

#### **Statement of Compliance**

The Financial Statements of the Company have been prepared in accordance with Statements of Financial Accounting Standards of the Philippines issued by the Accounting Standards Council.

#### **Earnings per Share**

Basic Earnings per share is determined by dividing the Net Income by the weighted average number of shares issued and subscribed during the period.

#### **Financial Information**

- a. The management maintains the same system of accounting policies and methods of computation in the Interim Financial Statements.
- b. There were no changes in accounting estimates of amounts reported in interim periods of current financial year or even in prior financial years
- c. There were no issuances, repurchases and repayments of equity securities
- d. There were no changes in the composition of the issuer during the interim period i.e. Business Combinations, Acquisitions, or Disposal of Subsidiaries and Long-term Investments, Restructuring and Discontinuing operations
- e. There were no dividends declared and paid on the Company's Common Equity.
- f. There have been no material events that happened subsequent to the interim period that needs disclosure herein.
- g. The Company is contingently liable for existing lawsuits and claims from third parties arising from the ordinary course of business. Management believes that the ultimate liability for the abovementioned lawsuits and claims, if any, would not be material in relation to the Financial Position and Operating Results of the company's operations.

## **Item 2. Management’s Discussion and Analysis of Financial Condition and Result of Operations.**

### **1. Plan of Operation**

The Company is set to complete additional site development works of Pacific Grand Townhomes Phase 1 and Phase 4 of Pacific Grand Villas in Cebu, as well as Wellford Homes – Parcel A located in Jaro, Iloilo.

Due to the continuing demand for readily available housing units, the Company is now actively intensifying the construction of Ready for Occupancy (RFO) units to be able to accommodate market demand for such. This is prevalent in Iloilo.

In January, Company launched Wellford Residences – Mactan (WRM). WRM is the Company’s first venture in vertical development in the area. The Company went in to the vertical development given the unprecedented demand for land as well as the shortage of land that followed the announcement of a new bridge connecting Cebu and Lapu-lapu. With the construction of the 3<sup>rd</sup> bridge has pushed further prices of rawland in the area, making medium-rise and high-rise the plausible option for the Company to maximize land use of its remaining rawland inventory. The project is modern American-themed with the target market as medium cost and the development type under PD 957. Groundbreaking of the first tower, Madison Building is moved for the 2<sup>nd</sup> quarter of 2020. Madison Bldg will have 80 condominium units and 16 parking slots. Madison is expected to be completed by the first half of 2021.

The Company will launch Wellford Homes Malolos (WHM) towards the 4Q of 2019. WHM is a residential development with an area of approximately 6.8 hectares located in Barangay Longos, Malolos City, Bulacan. This horizontal development is American inspired. Housing design reflects the suburban feel with landscaping elements that reflect the American ambiance by utilizing pine trees. The subdivision is designed to provide generous areas for roads and open spaces, which accounts for nearly 35% of the total developable area. Based on the projections, the development will generate Php 1.1 Billion gross revenue upon full completion of the project.

With the launch of new projects, the Company will be able to augment its dwindling inventory to support its sales target for this year and for the next three years.

To support its liquidity, the Company is offering attractive and flexible payment terms to its buyers and has also accredited new contractors which can deliver built units faster so as to expedite collection of loan proceeds from partner institutions. Pre-selling of its units and CTS Financing are being explored to fund its projects especially for its newly launched projects

The Company continues to develop and generate cash flow through the following projects:

- ***Pacific Grand Villas Phase IV-A & B***

Phase 4 of Pacific Grand Villas features some 356 prime residential lot units. In this project we introduced at least four more new house models to satisfy the evolving demands of the market. This project caters also to an international blend of buyers, just like the earlier phases, making Pacific Grand Villas an international community that meets global standards and lifestyle. There are less than 5 units of House and Lot available as of 2Q 2019.



- ***Pacific Grand Townhomes Phase 1***

The Pacific Grand Townhomes is a middle-class Victorian-themed townhouse project located in Lapu-Lapu City. It boasts of the exclusivity of a pocket community, consisting of 43 units of elegantly designed houses. This stylish community is proximate to private and public institutions, recreational areas, schools, resorts, business and trade centers. The project has sold out all of its inventory as of 2Q 2019.

- ***Costa Smeralda.***

The second of our exclusive residential communities in Iloilo City, Costa Smeralda is themed after the famed Italian coastal resorts. Offering 395 lot-units, we introduced in this village four trendy yet sophisticated house designs of varying floor areas, blending form and function to perfectly suit the requirements of discriminating buyers.

**7. *Wellford Homes – Jaro***

Wellford Homes - Jaro is our third residential community in Iloilo City. The house-and lot packages are mainly designed for homebuyers inclined for economy, maximizing value-for- money. Consisting of about 10 hectares, the initial offering is an American inspired two bungalow-type house model.. These single-level houses are very much suited also for senior citizens and retirees. The project was launched in November 2016, with the land development and house construction to be fully sold and completed by the end of 2019.

**2. Financial Position**

The Company maintained its Financial Position as its total assets stood at P1.63B. Current ratio registered at 4.07:1. Current assets reached P1.26B while current liabilities amounted only to P0.31B. Debt –to- equity ratio stood at 0.49:1 The Balance Sheet shows that accounts are indicators of positive liquidity condition. Hereunder are the significant or material changes in the Balance Sheet accounts as of June, 2019.

Causes for material changes (5% or more) from period to period:

- a. Cash – the increase of 95.62% was basically attributable to improved collection on sales, and proceeds from loans.
- b. Prepayments and Other Current Assets – the increase of 14.49% was due to Creditable Withholding taxes paid during the period.
- c. Accounts Payable and Accrued Expenses – the increase of 26.23% was due to increase in payable to suppliers on credit terms.
- d. Borrowings - the decrease of 10.73% was the result of payments of loans to Home Development Mutual Fund (Pag-ibig).
- e. Deferred Gross Profit – the decrease of 7.41% was due to higher percentage of completion of the projects.
- f. Customers Deposits – the increase of 69.45% was due to increase in reservation fees for the quarter.

- g. Retention Payable and Guaranty bonds – the decrease of 8.54% pertains to the accelerated payments and releases of the Retention Payables to contractors.
- h. Retirement benefit liability – the 6.42% decrease was due to additional fund infusion during the quarter.

### 3. Result of Operations

For the 2Q 2019, the Company was able to post a consolidated net sales of ₱ 48.10M thus registering a decrease of ₱7.65M or 13.73% compared to the sales for same period in 2018 of ₱ 55.75M.

Realized Gross Profit increased by 15.14% or ₱4.06M from ₱30.85M this 2Q 2019 compared to ₱26.79M in 2Q 2018. Likewise, Net Operating Income jumped to ₱7.12M compared from ₱0.29M during the same period in 2018, an increase of 2,366.10% or ₱6.84M. The increase in Net Operating Income for the quarter was primarily due to higher construction accomplishments of the projects. Operating expenses decreased by 10.49% or ₱2.78M from ₱23.73M in 2Q 2019 compared to ₱26.51M in 2Q 2018. Loss from Back Out /Forfeited Sales by ₱1.42M and Commission Expense by ₱1.05M contributed in the decrease in Operating Expenses. Consequently, Net Income increased by 608.58% or ₱4.13M from ₱4.81M in 2Q 2019 compared to ₱0.67M in 2Q 2018.

Comparative Top Key Performance Indicators of the Company:

Management evaluates the Company's performance as it relates to the following:

- a. Sales – The Company gauges its performance by determining the Return on Sales (net income after tax over the net sales). It indicates net profitability of each peso of sales.
- b. Accounts Receivable – The Company assesses the efficiency in collecting receivables and in managing of credit by determining the past due ratio thru the aging of receivables.
- c. Gross Profit Margin – Measures effectiveness of pricing and control of project development cost. This is derived by dividing Gross Profit over Net Sales.
- d. Working Capital – The Company's ability to meet obligations is measured by determining Current Assets less Current Liabilities. Working Capital turnover is calculated by dividing Sales over Average Net Working Capital.

**Variance Analysis – Another tool that measures efficiency on how the actual sales were attained via a vis forecasted sales.**

<u>INDICATOR</u>	<u>Q2 2019</u>	<u>Q2 2018</u>
Return on sales	9.99%	1.22%
Past due ratio	6.00%	14.00%
Gross Profit rate	59.07%	63.72%
Working Capital Turnover	5.06%	6.25%

#### **4. Other Notes to 2Q 2019 Operations and Financials:**

Analysis of material events and uncertainties known to management that would address the past and would have an impact on future operations:

- **Any known trends, demands, commitments, events or uncertainties that will have an impact on the issuer's liquidity;**

At present, the uncertainty that may have a material impact on sales is the economic situation. The seemingly improving economic situation has already translated into a significant buying mood for the real estate market. Overall, there are no contingencies that may affect future operations of the Company. In such eventuality, the resolution of this is dependent to a large extent, on the efficacy of the fiscal measures and other actions.

- **Any event that will trigger direct or contingent financial obligation that is material to the company, including any default or acceleration of an obligation;**

The Company sees no event that will trigger direct or contingent financial obligation that is material to the Company.

- **All material off-balance sheet transactions, arrangements, obligations (including contingent obligations), and other relationships of the company with unconsolidated entities or other persons created during reported period.**

There were no material off-balance sheet transactions, agreements, obligations, (including contingent obligations), and other relationship of the Company with unconsolidated entities or other persons created during the reported period.

- **Any material commitments for capital expenditures, the general purpose of such commitments and expected sources of funds of such expenditures.**

There were no material commitments for capital expenditures except those arising from the ordinary project development requirements. These are well within the regular cash flow budget coming from internally generated funds and short-term borrowings from banks and other financial institutions.

- **Seasonal aspects that had material effect on the financial condition or results of operation.**

Projects are launched at no particular time of the year depending on several factors such as completion of plans and permits and appropriate timing in terms of market condition and strategies. Development and construction works follow.

- **Internal and external sources of liquidity**

Collections from selling activities provide liquidity. Externally, the Company avails of credit lines offered by banks and other financial institution, private or government. The Company periodically reviews its capital structure and existing obligations.

#### **Compliance with Leading Practice on Corporate Governance**

The Company has adopted the Manual of Corporate Governance and full compliance with the same has been made since the adoption of the Manual.

The Company is taking further steps to enhance adherence to principles and practices of good corporate governance. Among these are as follows:

- Organizational and Procedural Controls
- Independent Audit Mechanism
- Regular Reporting to Audit Committee
- Creation of Board Committees
- Financial and Operational Reporting
- Compliance to Government Regulatory and Reportorial Requirements
- Disclosure of Transparency to the Public

There was no deviation committed by any of the Company's directors and/or officers on the Manual of Corporate Governance during the period covered in this report.

## **PART II – OTHER INFORMATION**

Disclosure not made under SEC FORM 17-C: **NONE**

**PHILIPPINE ESTATES CORPORATION AND SUBSIDIARY**  
**BALANCE SHEET**  
**June 30, 2019**  
**(With Comparative Figures for 2018)**

	Interim F/S Jun 30, 2019	Audited F/S Dec 31, 2018
<b>ASSETS</b>		
<b>Current Assets</b>		
Cash	36,262,229	18,536,645
Trade and other receivables, net	538,567,267	557,681,937
Real estate inventories, net	660,472,212	652,315,293
Prepayments and other current assets	29,579,319	25,834,843
	<u>1,264,881,026</u>	<u>1,254,368,718</u>
<b>Non-current Assets</b>		
Non-current trade receivables	31,126,461	30,968,359
Advances to related parties	267,274,340	269,939,892
Financial asset at FVOCI	12,500,000	12,500,000
Investment property	1,072,016	1,072,016
Property and equipment, net	41,392,082	42,954,558
Deferred tax assets	3,779,843	3,779,843
Other assets	7,149,645	7,141,166
	<u>364,294,387</u>	<u>368,355,834</u>
<b>TOTAL ASSETS</b>	<u>1,629,175,413</u>	<u>1,622,724,552</u>
<b>LIABILITIES AND EQUITY</b>		
<b>Current Liabilities</b>		
Accounts payable and accrued expenses	92,622,347	73,377,391
Borrowings	76,369,849	85,552,116
Deferred gross profit	131,665,518	142,196,397
Customers' deposits	9,759,421	5,759,604
	<u>310,417,135</u>	<u>306,885,508</u>
<b>Non-current Liabilities</b>		
Retention payable and guaranty bonds	22,356,429	24,444,408
Borrowings (net of current portion)	27,645,379	27,645,379
Advances from related parties	102,468,587	102,468,587
Deferred Tax Liabilities	65,702,972	65,702,972
Retirement benefits obligation	7,285,795	7,785,795
	<u>225,459,163</u>	<u>228,047,141</u>
<b>Total liabilities</b>	<u>535,876,297</u>	<u>534,932,649</u>
<b>Equity</b>		
Capital Stock	1,445,549,829	1,445,549,830
Deficit	(352,250,713)	(357,757,927)
<b>Total equity</b>	<u>1,093,299,116</u>	<u>1,087,791,903</u>
<b>Total liabilities and equity</b>	<u>1,629,175,413</u>	<u>1,622,724,552</u>

**PHILIPPINE ESTATES CORPORATION AND SUBSIDIARY**  
**STATEMENT OF INCOME AND DEFICIT**  
**For the Six-Month Period ended June 30, 2019**

	<b>2019</b>	<b>2019</b>	<b>2018</b>	<b>2018</b>
	<b>Apr-Jun</b>	<b>Year to date</b>	<b>Apr-Jun</b>	<b>Year to date</b>
REAL ESTATE SALES	48,101,639	89,089,338	55,755,919	135,354,483
LESS: COST OF SALES	19,690,077	38,516,742	20,227,665	50,393,528
GROSS PROFIT	28,411,563	50,572,596	35,528,254	84,960,955
DEFERRED GROSS PROFIT	17,622,103	28,614,534	14,455,464	37,691,328
REALIZED GROSS PROFIT ON CURRENT YEAR	10,789,460	21,958,063	21,072,790	47,269,627
ADD: REALIZED GROSS PROFIT - PRIOR YEAR	20,062,830	34,774,431	5,723,357	11,735,259
TOTAL REALIZED GROSS PROFIT	30,852,290	56,732,493	26,796,147	59,004,886
OPERATING EXPENSES	23,727,822	47,488,179	26,507,251	52,169,591
NET OPERATING INCOME	7,124,468	9,244,314	288,896	6,835,295
FINANCE COST	(3,628,844)	(6,051,518)	(2,802,339)	(6,106,112)
OTHER INCOME (EXPENSES)	1,311,201	2,314,419	3,191,815	3,822,889
NET INCOME (LOSS)	4,806,825	5,507,215	678,373	4,552,071
LESS: INCOME TAX	-	-	-	-
DEFERRED INCOME TAX	-	-	-	-
NET INCOME (LOSS) AFTER PROVISION	4,806,825	5,507,215	678,373	4,552,071
RETAINED EARNINGS, BEGINNING	(357,757,928)	(357,757,928)	(368,390,462)	(372,264,160)
NET INCOME (LOSS)	16,063,544	5,507,215	678,373	4,552,071
RETAINED EARNINGS, END	(341,694,383)	(352,250,713)	(367,712,089)	(367,712,089)
EARNINGS (LOSS) PER SHARE *	0.00	0.00	0.00	0.00

*\* Based on Weighted Average number of common shares outstanding*

**1,445,549,830**

**PHILIPPINE ESTATES CORPORATION AND SUBSIDIARY**  
**STATEMENT OF CASH FLOW**  
**June 30, 2019**  
**(With Comparative Figures for 2018)**

	<b>June 2019</b>	<b>June 2018</b>
<b>CASH FLOW FROM OPERATING ACTIVITIES:</b>		
Net Income (Loss)	5,507,215	4,552,071
Adjustment to reconcile net income (loss) to net cash provided by operating activities		
Depreciation and amortization	554,592	460,419
Amortization of deferred charges	-	-
Gain on sale of property and equipment	-	-
Acquisition of property	-	-
Provision for doubtful accounts	-	-
Decrease (increase) in assets:		
Receivables	21,622,121	(3,790,529)
Inventories	(84,855,276)	(1,194,370)
Intangible Assets	-	(350,000)
Prepaid Expenses	(3,175,741)	(547,780)
Other Assets	(1,760,471)	(1,424,235)
Increase (decrease) in liabilities		
Accounts payable	17,772,579	(3,736,341)
Accrued expenses	82,630,063	23,308,938
Deferred Income	(9,400,585)	19,231,519
<b>Net cash provided by (used) in operating activities</b>	<b>28,894,496</b>	<b>36,509,692</b>
<b>CASH FLOW FROM INVESTING ACTIVITIES:</b>		
Additions to raw land inventory	-	-
Additions to equipment	(122,408)	(372,714)
Deductions from Real estate held for sale	-	-
Additions to project development cost	(10,781,174)	(5,919,898)
Proceeds from insurance claims	-	-
Proceeds from sale of property and equipment	-	-
<b>Net cash provided by (used) in investing activities</b>	<b>(10,903,583)</b>	<b>(6,292,612.07)</b>
<b>CASH FLOW FROM FINANCING ACTIVITIES:</b>		
Additional deposits on subscription	-	-
Net increase in due to affiliates	-	(27,552,410)
Net increase in due to stockholders	-	-
Payment of long-term debts	-	-
Payment of short-term borrowings	-	-
Proceeds from short-term borrowings	-	-
<b>Net cash provided by (used) in financing activities</b>	<b>-</b>	<b>(27,552,410)</b>
<b>NET INCREASE (DECREASE) IN CASH</b>	<b>17,725,584</b>	<b>2,664,670</b>
<b>ADJUSTMENT OF PRIOR PERIODS</b>	<b>-</b>	<b>-</b>
<b>CASH, BEGINNING</b>	<b>18,536,645</b>	<b>13,122,656</b>
<b>CASH, END</b>	<b>36,262,229</b>	<b>15,787,326</b>

**PHILIPPINE ESTATES CORPORATION AND SUBSIDIARY**  
**STATEMENT OF CHANGES IN STOCKHOLDERS' EQUITY**  
**For the Six-Month Period ended June, 2019**  
**(With Comparative Figures for 2018)**

	<b>CAPITAL STOCK</b>	<b>DEFICIT</b>	<b>TOTAL</b>
Balance at December 31, 2017	1,445,549,829	(372,264,160)	1,073,285,669
Net Income (Loss) as of June 30, 2018		4,552,071	4,552,071
<b>Balance at June 30, 2018</b>	<b>1,445,549,829</b>	<b>(367,712,089)</b>	<b>1,077,837,740</b>
Balance at December 31, 2018	1,445,549,829	(357,757,928)	1,087,791,901
Net Income (Loss) as of June 30, 2019		5,507,215	5,507,215
<b>Balance at June 30, 2019</b>	<b>1,445,549,829</b>	<b>(352,250,713)</b>	<b>1,093,299,116</b>



**PROPERTY AND EQUIPMENT (net)**

Property and equipment as of June 30, 2019 is as follows:

**PHILIPPINE ESTATES CORPORATION  
PROPERTY, PLANT AND EQUIPMENT  
As of June 30, 2019**

	<b>Leasehold Improvement</b>	<b>Transportation Equipment</b>	<b>Building, Machinery, Furniture &amp; Fixtures, Office Equipment</b>	<b>TOTAL</b>
<b><i>Cost</i></b>				
At January 1, 2019	16,547,307	6,307,813	123,297,796	146,152,916
Additions	-	-	122,408	122,408
Disposals	-	-	-	-
<b><i>June 30, 2019</i></b>	<b><i>16,547,307</i></b>	<b><i>6,307,813</i></b>	<b><i>123,420,204</i></b>	<b><i>146,275,324</i></b>
				-
<b><i>Accumulated Depreciation</i></b>				
At January 1, 2019	16,547,307	5,237,395	81,413,655	103,198,357
Additions	-	220,886	1,463,999	1,684,885
Disposals	-	-	-	-
<b><i>June 30, 2019</i></b>	<b><i>16,547,307</i></b>	<b><i>5,458,281</i></b>	<b><i>82,877,654</i></b>	<b><i>104,883,242</i></b>
				-
<b><i>Net Book Value</i></b>				
<b><i>At January 1, 2019</i></b>	<b><i>-</i></b>	<b><i>1,070,418</i></b>	<b><i>41,884,141</i></b>	<b><i>42,954,559</i></b>
<b><i>June 30, 2019</i></b>	<b><i>-</i></b>	<b><i>849,532</i></b>	<b><i>40,542,550</i></b>	<b><i>41,392,082</i></b>

## BUSINESS SEGMENT INFORMATION

The business segment report of the company as of June 30, 2019 is as follows:

### PHILIPPINE ESTATES CORPORATION AND SUBSIDIARY SEGMENT REPORT June 2019

	<b>HEAD OFFICE</b>	<b>DAVAO</b>	<b>CEBU</b>	<b>ILOILO</b>	<b>CONSOLIDATED</b>
Sales	-	-	67,782,835	21,306,503	89,089,338
Realized Gross Profit	-	-	21,836,694	34,895,799	56,732,493
Other Income	970,904	-	554,675	788,840	2,314,419
Finance Cost	5,987,909	-	49,000	14,609	6,051,518
Depreciation and Amortization	1,493,146	-	7,767	183,972	1,684,885
Other Operating Expenses	18,181,112	86,201	19,674,299	7,861,681	45,803,294
<b>SEGMENT ASSETS</b>	<b>625,594,589</b>	<b>6,572,317</b>	<b>713,943,717</b>	<b>283,064,790</b>	<b>1,629,175,413</b>
<b>SEGMENT LIABILITIES</b>	<b>308,761,747</b>	<b>713,020</b>	<b>140,164,857</b>	<b>86,236,673</b>	<b>535,876,297</b>





QUALITY.  
OUR DISTINCTION.  
OUR COMMITMENT.

AGING OF RECEIVABLES  
AS OF JUNE 2019

PROJECT	RECEIVABLE BALANCE	NOTYET DUE	CURRENT	PAST DUE						TOTAL
				1-30	31-60	61-90	91-120	121-180	>180	
PACIFIC GRAND VILLAS PHASE 1B	34,490,378.53	33,038,480.10	-	72,348	73,399	54,250	16,711	33,422	1,201,769	1,451,898
LOT ONLY	5,914,384	5,738,246	-	29,832	29,830	16,711	16,711	33,422	49,632	176,138
HOUSE AND LOT	28,575,995	27,300,235	-	42,516	43,569	37,539	-	-	1,152,137	1,275,760
PACIFIC GRAND VILLAS PHASE 1C	29,753,045	28,763,136.39	-	180,677	68,129	68,129	68,129	-	604,844	989,908
LOT ONLY	1,991,967	1,387,124	-	-	-	-	-	-	604,844	604,844
HOUSE AND LOT	27,761,077	27,376,013	-	180,677	68,129	68,129	68,129	-	-	385,065
PACIFIC GRAND VILLAS PHASE 4A	61,450,267	58,134,913.69	51,617	198,556	113,854	428,143	173,028	109,634	2,240,521	3,263,736
LOT ONLY	17,036,544	15,456,647	16,170	118,914	34,859	19,319	133,460	32,340	1,224,835	1,563,727
HOUSE AND LOT	44,413,723	42,678,266	35,447	79,642	78,996	408,825	39,567	77,294	1,015,686	1,700,009
PACIFIC GRAND VILLAS PHASE 4B	22,640,245	22,321,239.27	-	73,153	22,038	137	-	-	223,678	319,006
LOT ONLY	123,164	0	-	-	-	-	-	-	123,164	123,164
HOUSE AND LOT	22,517,081	22,321,239	-	73,153	22,038	137	-	-	100,514	195,842
PACIFIC GRAND TOWNHOMES	72,343,502.50	71,047,699.54	279,802	164,633	95,395	43,311	43,311	73,432	595,918	1,016,000
TOWNHOUSE	72,343,503	71,047,700	279,802	164,633	95,395	43,311	43,311	73,432	595,918	1,016,000
WELLFORD RESIDENCES MADISON UNITS	17,558,550	17,523,361.54	-	21,300	13,888	-	-	-	-	35,188
	17,558,550	17,523,362	-	21,300	13,888	-	-	-	-	35,188
CEBU TOTAL	238,235,987	230,828,831	331,419	710,667	386,703	593,971	301,179	216,488	4,866,729	7,075,737
<i>* Past Due Ratio</i>				0%	0%	0%	0%	0%	2%	3%
CHATEAUX GENEVA	2,877,485	2,796,834.02	-	-	3,623	-	-	-	77,028	80,651
LOT ONLY	2,829,857	2,796,834	-	-	3,623	-	-	-	29,400	33,023
HOUSE AND LOT	47,628	-	-	-	-	-	-	-	47,628	47,628
COSTA SMERALDA	201,809,670	196,794,989.31	106,348	1,235,290	685,509	849,539	183,217	266,118	1,688,660	4,908,333
LOT ONLY	89,061,331	85,888,595	89,297	815,462	562,678	717,967	79,450	102,459	805,423	3,083,439
HOUSE AND LOT	112,748,339	110,906,394	17,051	419,828	122,830	131,572	103,767	163,659	883,237	1,824,894
WELLFORD HOMES DUPLEX	81,378,786	73,738,062.99	-	3,395,471	1,677,389	68,058	67,891	1,891,981	539,933	7,640,723
	81,378,786	73,738,063	-	3,395,471	1,677,389	68,058	67,891	1,891,981	539,933	7,640,723
ILOILO TOTAL	286,065,941	273,329,886.32	106,348	4,630,762	2,366,521	917,597	251,108	2,158,099	2,305,620	12,629,706
<i>* Past Due Ratio</i>				2%	1%	0%	0%	1%	1%	4%
PLASTIC CITY INDUSTRIAL PARK	4,996,736								4,996,736	4,996,736
EMBASSY POINTE	8,613,339								8,613,339	8,613,339
METRO MANILA	13,610,075	-	-	-	-	-	-	-	13,610,075	13,610,075
<i>* Past Due Ratio</i>				0%	0%	0%	0%	0%	5%	5%
GRAND TOTAL	537,912,003	504,158,716.85	437,768	5,341,429	2,753,224	1,511,567	552,287	2,374,586	20,782,425	33,315,519
<i>* Past Due Ratio</i>				1%	1%	0%	0%	0%	4%	6%

## SIGNATURES

Pursuant to the requirements of the Securities Regulation Code, the issuer has duly caused this report to be signed on its behalf by the undersigned thereto duly authorized.

Issuer	: ELVIRA A. TING
Title	: PRESIDENT / CEO
Signature	: 
Date	: 2 August 2019
Principal Financial Accounting Officer Controller	: JOCELYN A. VALLE
Title	: FINANCE HEAD
Signature	: 
Date	: 2 August 2019

*Philippine Estates Corporation  
and Subsidiary*

*Consolidated Financial Statements*

*• December 31, 2018 and 2017*

*and*

*Independent Auditors' Report*



**STATEMENT OF MANAGEMENT'S RESPONSIBILITY  
FOR FINANCIAL STATEMENTS**

The Management of **PHILIPPINE ESTATES CORPORATION AND SUBSIDIARY** is responsible for the preparation and fair presentation of the consolidated financial statements, including the schedules attached therein, for the years ended December 31, 2018 and 2017, in accordance with Philippine Financial Reporting Standards (PFRS), and for such internal control as Management determines is necessary to enable the preparation of the consolidated financial statements that are free from material misstatement, whether due to fraud of error.

In preparing the Group's consolidated financial statements, Management is responsible for assessing the Group's ability to continue as a going concern, disclosing, as applicable matters related to going concern and using the going concern basis of accounting unless Management either intends to liquidate the Group or to cease operations, or has no realistic alternative but to do so.

The Board of Directors is responsible for overseeing the Group's financial reporting process.

The Board of Directors reviews and approves the consolidated financial statements, including the schedules attached therein, and submits the same to the stockholders.

Diaz Murillo Dalupan and Company, the independent auditor, appointed by the stockholders has audited the consolidated financial statements in accordance with Philippine Standards on Auditing, and in its report to the stockholders, has expressed its opinion on the fairness of presentation upon completion of such audit.

Handwritten signature of Arthur M. Lopez in black ink.

**ARTHUR M. LOPEZ**  
*Chairman of the Board*

Handwritten signature of Elvira A. Ting in black ink.

**ELVIRA A. TING**  
*President / CEO*

Handwritten signature of Richard L. Ricardo in black ink.

**RICHARD L. RICARDO**  
*Treasurer*

Signed this 23rd day of April, 2019

35th Flr. One Corporate Centre, Meralco Ave. cor Julia Vargas Ave., Ortigas Center, Pasig City 1605 Metro Manila, Philippines  
[www.phes.com.ph](http://www.phes.com.ph)

24 APR 2019

SUBSCRIBED AND SWORN to me this \_\_\_\_\_ day of April, 2019 in the City of Pasig City, Philippines, Affiants exhibiting to me his/ their tax identification numbers as follows: .

NAME	TIN No.
<u>ARTHUR M. LOPEZ</u>	<u>050 - 121 - 980 - 515</u>
<u>EWIRA A. PING</u>	<u>117 - 922 - 152 - 000</u>
<u>RICHARD L. RICHARD</u>	<u>140 - 857 - 860 - 000</u>

Doc. No. 28  
Page No. 7  
Book No. 3  
Series of 2019

  
**ATTY. LADY MAE A. CLEMENTE**

PTR No. 5232007-1-4-19 Pasig  
IBP Membership No. 056404; RSM  
Roll No. 69675  
MCLE Compliance No. VI-0003249  
Appointment No. 77 (2019-2020)  
Julia Vargas Avenue Corner Meralco Avenue,  
Ortigas Center, Pasig City

**Diaz Murillo Dalupan  
and Company**  
Certified Public Accountants

**Independent Auditors' Report**

To the Board of Directors and Stockholders of  
**PHILIPPINE ESTATES CORPORATION AND SUBSIDIARY**  
35<sup>th</sup> Floor, One Corporate Center  
Doña Julia Vargas Ave., corner Meralco Avenue  
Ortigas Center, Pasig City

**Report on the Audits of Consolidated Financial Statements**

*Opinion*

We have audited the consolidated financial statements of **Philippine Estates Corporation and Subsidiary** (the "Group"), which comprise the consolidated statements of financial position as at December 31, 2018 and 2017, and the consolidated statements of comprehensive income, consolidated statements of changes in equity and consolidated statements of cash flows for each of the three years in the period ended December 31, 2018, and notes to consolidated financial statements, including a summary of significant accounting policies.

In our opinion, the accompanying consolidated financial statements present fairly, in all material respects, the consolidated financial position of the Group as at December 31, 2018 and 2017, and its consolidated financial performance and its consolidated cash flows for each of the three years in the period ended December 31, 2018, in accordance with Philippine Financial Reporting Standards (PFRS).

*Basis for Opinion*

We conducted our audits in accordance with Philippine Standards on Auditing (PSA). Our responsibilities under those standards are further described in the *Auditors' Responsibilities for the Audits of the Consolidated Financial Statements* section of our report. We are independent of the Group in accordance with the Code of Ethics for Professional Accountants in the Philippines (the 'Code of Ethics') together with the ethical requirements that are relevant to our audits of the consolidated financial statements in the Philippines, and we have fulfilled our other ethical responsibilities in accordance with these requirements and the Code of Ethics. We believe that the audit evidence we have obtained is sufficient and appropriate to provide a basis for our opinion.

*Key Audit Matters*

Key audit matters are those matters that, in our professional judgment, were of most significance in our audit of the consolidated financial statements of the current period. These matters were addressed in the context of our audit of the consolidated financial statements as a whole, and in forming our opinion thereon, and we do not provide a separate opinion on these matters. We have determined the matters described below to be the key audit matters to be communicated in our report.

**Local in Touch, Global in Reach**

Head Office : 7th Floor, Don Jacinto Building, Dela Rosa corner Salcedo Sts., Legaspi Village, Makati City 1229 Philippines  
Telephone: +63(2) 894 5892 - 95 / 894 0273 / 844 9421 - 23 / Fax: +63(2) 818 1872  
Cebu Office : Unit 504 Cebu Holdings Building, Cebu Business Park, Mabolo, Cebu City 6000 Phone: +63(32) 415 8108 - 10 / Fax: +63(32) 232 8029  
Davao Office : 3rd Floor Building B Plaza De Luisa, Ramon Magsaysay Avenue, Davao City 8000 Phone/Fax: +63(82) 222 6636  
Website : www.dmdcpa.com.ph

an independent member of  International. A worldwide organization of accounting firms and business advisers.



### First Time Adoption of PFRS 9, Financial Instruments

On January 1, 2018, the Group adopted PFRS 9, *Financial Instruments (2014)*. PFRS 9, which replaced PAS 39, *Financial Instruments: Recognition and Measurement*, provides revised principles for classifying financial assets and introduces a forward-looking expected credit loss model to assess impairment on debt financial asset not measured at fair value through profit or loss and loan commitments and financial guarantee contracts. The Group adopted PFRS 9 using modified retrospective approach.

The Group's adoption of the expected credit loss (ECL) model is significant to our audit as it involves the exercise of significant management judgment. Key areas of judgment include: significant increase in credit risk exposures; determining the method to estimate the lifetime ECL; defining what comprises default; determining assumptions to be used in the ECL model such as the expected life of the significant financial assets such as cash, trade and other receivables, and advances to related parties; timing and amount of expected net recoveries from defaulted accounts; and incorporating forward-looking information in calculating ECL.

Refer to Notes 2 and 30 of the notes to consolidated financial statements for the disclosures in relation to the adoption and application of the PFRS 9 ECL model.

#### *Our Response*

Our audit procedures to address the assessment in adoption of the ECL model included the following:

- Checked the methodology used in applying the simplified and general approach by evaluating the key inputs, assumptions, and formulas used.
- Tested the definition of default against historical analysis of accounts and credit risk management policies and practices.
- Tested loss given default by inspecting historical recoveries including the timing, related costs, and write-offs.
- Recalculated the impairment provisions and checked the transition adjustments together with the disclosure made in the financial statements based on the requirements of PFRS 9.

### Revenue Recognition and Realization of Gross Profit

The Group's revenue recognition policies require management to make use of estimates and assumptions that may affect the reported amounts of revenue and costs. The Group's revenue from sale of real estate inventories is recognized based on percentage-of-completion and are measured principally on the basis of the estimated completion of a physical proportion of the contract work, and by reference to the actual costs incurred to date over the estimated total costs of the project. However, for income tax computation purposes, the realized gross profit is computed based on collections.

#### *Our Response*

Our audit procedures to address the risk of material misstatement relating to revenue recognition, which was considered to be a significant risk, included:

- Vouched and verified the sales and its corresponding cost of sales during the year to its supporting documents.
- Obtained the percentage-of-completion of each project from the contractors.
- Reviewed collections of receivables of current and prior years' sales for the realization of gross profit.

- Verified the accuracy and mathematical calculations of each of the percentage-of-completion collections during the year.
- Performed site visits for sample of properties (focused primarily on projects under development stage) to assessed the stage of completion.

The Group's disclosures about its sales, cost of sales as well as its deferred gross profit are included in Notes 16, 18, and 19.

#### *Other Information*

Management is responsible for the other information. The other information comprises the information included in the SEC Form 20-IS (Definitive Information Statement), SEC Form 17-A and Annual Report for the year ended December 31, 2018, but does not include the consolidated financial statements and our auditors' report thereon. The SEC Form 20-IS, SEC Form 17-A and Annual Report for the year ended December 31, 2018 are expected to be made available to us after the date of this auditor's report.

Our opinion on the consolidated financial statements does not cover the other information and we will not express any form of assurance conclusion thereon.

In connection with our audits of the consolidated financial statements, our responsibility is to be read the other information identified above when it becomes available and, in doing so, consider whether the other information is materially inconsistent with the consolidated financial statements or our knowledge obtained in the audits or otherwise appears to be materially misstated.

#### *Responsibilities of Management and Those Charged with Governance for the Consolidated Financial Statements*

Management is responsible for the preparation and fair presentation of the consolidated financial statements in accordance with PFRS, and for such internal control as management determines is necessary to enable the preparation of consolidated financial statements that are free from material misstatement, whether due to fraud or error.

In preparing the consolidated financial statements, management is responsible for assessing the Group's ability to continue as a going concern, disclosing, as applicable, matters related to going concern and using the going concern basis of accounting unless management either intends to liquidate the Group or to cease operations, or has no realistic alternative but to do so.

Those charged with governance are responsible for overseeing the Group's financial reporting process.

#### *Auditors' Responsibilities for the Audits of the Consolidated Financial Statements*

Our objectives are to obtain reasonable assurance about whether the consolidated financial statements as a whole are free from material misstatement, whether due to fraud or error, and to issue an auditors' report that includes our opinion. Reasonable assurance is a high level of assurance, but is not a guarantee that an audit conducted in accordance with PSA will always detect a material misstatement when it exists. Misstatements can arise from fraud or error and are considered material if individually or in the aggregate, they could reasonably be expected to influence the economic decisions of users taken on the basis of these consolidated financial statements.

As part of an audit in accordance with PSA, we exercise professional judgment and maintain professional skepticism throughout the audits. We also:

- Identify and assess the risks of material misstatement of the consolidated financial statements, whether due to fraud or error, design and perform audit procedures responsive to those risks, and obtain audit evidence that is sufficient and appropriate to provide a basis for our opinion. The risk of not detecting a material misstatement resulting from fraud is higher than for one resulting from error, as fraud may involve collusion, forgery, intentional omissions, misrepresentations, or the override of internal control.
- Obtain an understanding of internal control relevant to the audit in order to design audit procedures that are appropriate in the circumstances, but not for the purpose of expressing an opinion on the effectiveness of the Group's internal control.
- Evaluate the appropriateness of accounting policies used and the reasonableness of accounting estimates and related disclosures made by management.
- Conclude on the appropriateness of management's use of the going concern basis of accounting and, based on the audit evidence obtained, whether a material uncertainty exists related to events or conditions that may cast significant doubt on the Group's ability to continue as a going concern. If we conclude that a material uncertainty exists, we are required to draw attention in our auditors' report to the related disclosures in the consolidated financial statements or, if such disclosures are inadequate, to modify our opinion. Our conclusions are based on the audit evidence obtained up to the date of our auditors' report. However, future events or conditions may cause the Group to cease to continue as a going concern.
- Evaluate the overall presentation, structure and content of the consolidated financial statements, including the disclosures, and whether the consolidated financial statements represent the underlying transactions and events in a manner that achieves fair presentation.
- Obtain sufficient appropriate audit evidence regarding the financial information of the entities or business activities within the Group to express an opinion on the consolidated financial statements. We are responsible for the direction, supervision and performance of the group audit. We remain solely responsible for our audit opinion.

We communicate with those charged with governance regarding, among other matters, the planned scope and timing of the audit and significant audit findings, including any significant deficiencies in internal control that we identify during our audits.

We also provide those charged with governance with a statement that we have complied with relevant ethical requirements regarding independence, and to communicate with them all relationships and other matters that may reasonably be thought to bear on our independence, and where applicable, related safeguards.

From the matters communicated with those charged with governance, we determine those matters that were of most significance in the audit of the consolidated financial statements of the current period and are therefore the key audit matters. We describe these matters in our auditors' report unless law or regulation precludes public disclosure about the matter or when, in extremely rare circumstances, we determine that a matter should not be communicated in our report because the adverse consequences of doing so would reasonably be expected to outweigh the public interest benefits of such communication.

**DIAZ MURILLO DALUPAN AND COMPANY**

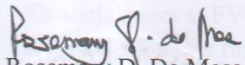
Tax Identification No. 003-294-822

BOA/PRC No. 0234, effective until August 11, 2020

SEC Accreditation No. 0192-FR-3, Group A, effective until April 2, 2022

BIR Accreditation No. 08-001911-000-2019, effective until March 27, 2022

By:

  
Rosemary D. De Mesa

Partner

CPA Certificate No. 29084

SEC Accreditation No. 1089-AR-2, Group A, effective until May 10, 2020


Tax Identification No. 104-576-953

PTR No. 7344256, January 8, 2019, Makati City

BIR Accreditation No. 08-001911-007-2019, effective until March 27, 2022

April 23, 2019

**PHILIPPINE ESTATES CORPORATION AND SUBSIDIARY**  
**Consolidated Statements of Financial Position**



As at December 31, 2018

	2018	2017
<b>ASSETS</b>		
<b>Current Assets</b>		
Cash - note 4	P 18,536,645	P 13,387,986
Trade and other receivables (net) - note 5	557,681,937	436,189,465
Real estate inventories - note 6	652,315,293	653,812,080
Prepayments and other current assets - note 7	25,834,843	27,935,337
	<b>1,254,368,718</b>	<b>1,131,324,868</b>
<b>Noncurrent Assets</b>		
Advances to related parties (net) - note 22	269,939,892	315,981,430
Trade and other receivables (net of current portion) - net - note 5	30,968,359	88,757,164
Property and equipment (net) - note 10	42,954,558	42,584,820
Financial asset at FVOCI - note 8	12,500,000	-
Available-for-sale financial assets - note 8	-	12,500,000
Investment property - note 9	1,072,016	1,072,016
Deferred tax assets - note 24	3,779,843	10,704,027
Other noncurrent assets - note 11	7,141,166	6,648,559
	<b>368,355,834</b>	<b>478,248,016</b>
<b>TOTAL ASSETS</b>	<b>P 1,622,724,552</b>	<b>P 1,609,572,884</b>
<b>LIABILITIES AND EQUITY</b>		
<b>Current Liabilities</b>		
Accounts payable and other liabilities - note 12	P 73,377,391	P 65,823,994
Deferred gross profit - note 16	142,196,397	106,919,701
Borrowings - note 13	85,552,116	58,980,789
Customers' deposits - note 14	5,759,604	7,309,856
	<b>306,885,508</b>	<b>239,034,340</b>
<b>Noncurrent Liabilities</b>		
Advances from related parties - note 22	102,468,587	155,841,281
Borrowings (net of current portion) - note 13	27,645,379	52,321,666
Retention payable and refundable bonds - note 15	24,444,408	23,641,679
Deferred tax liabilities - note 24	65,702,972	59,442,755
Retirement benefits obligation - note 25	7,785,795	6,005,493
	<b>228,047,141</b>	<b>297,252,874</b>
	<b>534,932,649</b>	<b>536,287,214</b>
<b>Equity</b>		
Capital stock - note 17	1,445,549,830	1,445,549,830
Remeasurement gain on retirement benefits - note 25	3,369,577	3,641,398
Deficit	( 361,127,504)	( 375,905,558)
	<b>1,087,791,903</b>	<b>1,073,285,670</b>
<b>TOTAL LIABILITIES AND EQUITY</b>	<b>P 1,622,724,552</b>	<b>P 1,609,572,884</b>

*(The accompanying notes are an integral part of these consolidated financial statements.)*

**PHILIPPINE ESTATES CORPORATION AND SUBSIDIARY**  
**Consolidated Statements of Comprehensive Income**

	<b>For the Years Ended December 31</b>		
	<b>2018</b>	<b>2017</b>	<b>2016</b>
<b>REAL ESTATE SALES</b> - note 18	<b>₱ 306,912,405</b>	₱ 370,961,767	₱ 69,502,349
<b>COST OF REAL ESTATE SOLD</b> - note 19	<b>( 130,621,844)</b>	( 146,684,748)	( 28,592,799)
<b>GROSS PROFIT</b>	<b>176,290,561</b>	224,277,019	40,909,550
<b>DEFERRED GROSS PROFIT</b>	<b>( 79,615,714)</b>	( 83,488,313)	( 18,775,735)
<b>REALIZED GROSS PROFIT DURING THE YEAR</b>	<b>96,674,847</b>	140,788,706	22,133,815
<b>REALIZED GROSS PROFIT FROM</b>			
<b>PREVIOUS YEARS SALES</b>	<b>28,908,282</b>	17,410,056	47,826,959
<b>TOTAL REALIZED GROSS PROFIT</b> - note 16	<b>125,583,129</b>	158,198,762	69,960,774
<b>OTHER INCOME</b> - note 20	<b>27,420,024</b>	9,439,359	11,779,538
<b>OPERATING EXPENSES</b> - note 21	<b>( 105,652,745)</b>	( 105,751,984)	( 52,962,149)
<b>FINANCE COSTS</b> - note 13	<b>( 13,517,163)</b>	( 13,400,827)	( 11,783,857)
<b>INCOME BEFORE TAX</b>	<b>33,833,245</b>	48,485,310	16,994,306
<b>PROVISION FOR INCOME TAX</b> - note 24			
Current	<b>7,090,364</b>	1,320,013	1,211,682
Deferred	<b>9,498,109</b>	27,871,218	13,806,943
	<b>16,588,473</b>	29,191,231	15,018,625
<b>NET INCOME FOR THE YEAR</b>	<b>17,244,772</b>	19,294,079	1,975,681
<b>OTHER COMPREHENSIVE INCOME (LOSS)</b>			
Not subject to reclassification adjustment:			
Remeasurement gain (loss) on retirement on retirement benefits (net) - note 25	<b>( 271,821)</b>	365,048	696,000
<b>TOTAL COMPREHENSIVE INCOME</b>			
<b>FOR THE YEAR</b>	<b>₱ 16,972,951</b>	₱ 19,659,127	₱ 2,671,681
<b>EARNINGS PER SHARE</b> - note 29	<b>₱ 0.012</b>	₱ 0.013	₱ 0.001

*(The accompanying notes are an integral part of these consolidated financial statements.)*

**PHILIPPINE ESTATES CORPORATION AND SUBSIDIARY**  
**Consolidated Statements of Changes in Equity**

	Capital stock (Note 17)	Remeasurement gain (loss) on retirement benefits (net) (Note 25)	Deficit	Total
Balance, January 1, 2016	P 1,445,549,830	P 2,580,350	(P 397,175,318)	P 1,050,954,862
Comprehensive income				
Net income for the year	-	-	1,975,681	1,975,681
Remeasurement gain on retirement benefits - note 25	-	696,000	-	696,000
Total comprehensive income for the year	-	696,000	1,975,681	2,671,681
Balance as at December 31, 2016	1,445,549,830	3,276,350	( 395,199,637)	1,053,626,543
Comprehensive income				
Net income for the year	-	-	19,294,079	19,294,079
Remeasurement gain on retirement benefits - note 25	-	365,048	-	365,048
Total comprehensive income for the year	-	365,048	19,294,079	19,659,127
<b>Balance as at December 31, 2017, as previously stated</b>	<b>1,445,549,830</b>	<b>3,641,398</b>	<b>( 375,905,558)</b>	<b>1,073,285,670</b>
<b>Effect on adoption of PFRS 9</b>	<b>-</b>	<b>-</b>	<b>( 2,466,718)</b>	<b>( 2,466,718)</b>
<b>As at January 1, 2018, as restated</b>	<b>1,445,549,830</b>	<b>3,641,398</b>	<b>( 378,372,276)</b>	<b>1,070,818,952</b>
Comprehensive income (loss)				
Net income for the year	-	-	17,244,772	17,244,772
Remeasurement loss on retirement benefits - note 25	-	( 271,821)	-	( 271,821)
Total comprehensive income for the year	-	( 271,821)	17,244,772	16,972,951
<b>Balance as at December 31, 2018</b>	<b>P 1,445,549,830</b>	<b>P 3,369,577</b>	<b>(P361,127,504)</b>	<b>P 1,087,791,903</b>

*(The accompanying notes are an integral part of these consolidated financial statements.)*

**PHILIPPINE ESTATES CORPORATION AND SUBSIDIARY**  
**Consolidated Statements of Cash Flows**

	<b>For the Years Ended December 31</b>		
	<b>2018</b>	<b>2017</b>	<b>2016</b>
<b>CASH FLOWS FROM OPERATING ACTIVITIES</b>			
Income before tax	₱ 33,833,245	₱ 48,485,310	₱ 16,994,306
Adjustments for:			
Loss on cancelled contracts - note 21	27,905,574	32,248,713	1,732,014
Finance costs - note 13	13,517,163	13,400,827	11,783,857
Depreciation - note 10	3,165,606	3,384,564	3,437,260
Retirement benefits expense - note 25	1,391,987	1,268,331	1,462,730
Interest income - notes 4, 5, 20 and 22	( 8,647,445)	( 8,588,254)	( 8,565,164)
Reversal of expected credit losses - note 22	( 14,137,623)	( 153,468)	( 2,384,888)
Operating income before working capital changes	57,028,507	90,046,023	24,460,115
Decrease (increase) in:			
Trade and other receivables	( 94,695,908)	( 265,861,880)	34,972,880
Real estate inventories	1,496,787	43,253,795	( 5,539,730)
Prepayments and other current assets	2,036,728	( 1,333,853)	( 2,220,191)
Increase (decrease) in:			
Accounts payable and other liabilities	7,553,397	12,983,218	( 12,480,456)
Customers' deposit	( 1,550,252)	5,712,763	( 57,409)
Deferred gross profit	35,276,696	66,017,368	( 31,268,890)
Retention payable and refundable bonds	802,729	( 1,474,397)	1,458,292
Cash generated from (used in) operations	7,948,684	( 50,656,963)	9,324,611
Interest received	2,163,829	1,620,302	1,570,570
Income tax paid	( 3,223,809)	( 1,320,013)	( 1,211,682)
Net cash provided by (used in) operating activities	6,888,704	( 50,356,674)	9,683,499
<b>CASH FLOWS FROM INVESTING ACTIVITIES</b>			
Collection of advances to related parties - note 22	67,849,768	57,986,434	23,919,998
Additional advances to related parties - note 22	( 567,044)	( 40,422,054)	( 25,379,819)
Additions to property and equipment - note 10	( 3,535,345)	( 1,916,194)	( 133,580)
Acquisition available-for-sale financial assets - note 8	-	( 12,500,000)	-
Additions to other noncurrent assets	( 492,607)	( 18,741)	( 102,492)
Net cash provided by (used in) investing activities	63,254,772	3,129,445	( 1,695,893)

Forwarded

**PHILIPPINE ESTATES CORPORATION AND SUBSIDIARY**  
**Consolidated Statements of Cash Flows**

	<b>For the Years Ended December 31</b>		
	<b>2018</b>	<b>2017</b>	<b>2016</b>
<i>Continued</i>			
<b>CASH FLOWS FROM FINANCING ACTIVITIES</b>			
Advances received from related parties - note 22	4,986,402	32,092,370	-
Settlement of advances from related parties - note 22	( 58,359,096)	( 7,350)	( 115)
Proceeds from borrowings - note 13	78,989,229	85,942,157	38,892,932
Payment of borrowings - note 13	( 77,094,189)	( 52,975,125)	( 37,652,635)
Finance costs - note 13	( 13,517,163)	( 13,400,827)	( 11,783,857)
Net cash provided by (used in) financing activities	( 64,994,817)	51,651,225	( 10,543,675)
<b>NET INCREASE (DECREASE) IN CASH</b>	<b>5,148,659</b>	<b>4,423,996</b>	<b>( 2,556,069)</b>
<b>CASH - note 4</b>			
At beginning of year	13,387,986	8,963,990	11,520,059
At end of year	₱ 18,536,645	₱ 13,387,986	₱ 8,963,990

(The accompanying notes are an integral part of these consolidated financial statements.)



**PHILIPPINE ESTATES CORPORATION AND SUBSIDIARY**  
**Notes to Consolidated Financial Statements**

As at December 31, 2018 and 2017 and for each of the three years  
in the period ended December 31, 2018

**1. CORPORATE INFORMATION**

**Philippine Estates Corporation** (the ‘Parent Company’) was incorporated in the Philippines on May 30, 1983 as “Philippine Cocoa Estates Corporation”. It was registered with the Securities and Exchange Commission (SEC) with its new corporate name on May 16, 1996 and started its commercial operations in 1996. The Parent Company’s shares are listed and traded in the Philippine Stock Exchange (PSE).

The principal activity of the Parent Company is to engage in the business of holding and developing real estate or other properties for industrial, commercial, residential, leisure or sports purposes, and in pursuance thereof, to acquire by purchase, lease or otherwise, real estate and/or appurtenant properties and/or interest therein. The Parent Company’s condominium projects and other developmental activities are located in the cities of Manila, Bulacan, Tagaytay, Cavite, Cebu and Iloilo.

The registered office of the Parent Company, which is also its principal place of business, is at 35<sup>th</sup> Floor, One Corporate Center, Doña Julia Vargas Ave., corner Meralco Avenue, Ortigas Center, Pasig City.

The Parent Company owns 100% of the shares of stocks issued and outstanding of Mariano Arroyo Development Corporation (MADCorp), its Subsidiary.

The financial position and results of operations of the Parent Company and its Subsidiary, (herein referred to as the ‘Group’) are consolidated in these financial statements.

The accompanying consolidated financial statements as at and for the year ended December 31, 2018 including its comparatives for 2017 and 2016 were approved and authorized for issue by its Board of Directors (BOD) on April 23, 2019.

**2. SUMMARY OF SIGNIFICANT ACCOUNTING POLICIES**

The significant accounting policies that have been used in the preparation of these consolidated financial statements are summarized below and in the succeeding pages. The policies have been consistently applied to all the years presented, unless otherwise stated.

**Statement of Compliance**

The consolidated financial statements of the Group have been prepared in accordance with Philippine Financial Reporting Standards (PFRS). The term PFRS in general includes all applicable PFRS, Philippine Accounting Standards (PAS) and Interpretations issued by the former Standing Interpretations Committee (SIC), the Philippine Interpretations Committee (PIC) and the International Financial Reporting Interpretations Committee (IFRIC), which have been approved by the Financial Reporting Standards Council (FRSC) and adopted by the SEC.

## **Basis of Preparation**

The consolidated financial statements have been prepared on a historical cost basis except for financial assets at fair value through other comprehensive income (FVOCI) which has been measured at fair value. Historical cost is generally based on the fair value of the consideration given in exchange for goods and services. Fair value is the price that would be received to sell an asset or paid to transfer a liability in an orderly transaction between market participants at the measurement date, regardless of whether that price is directly observable or estimated using another valuation technique.

## **Impact of the Revised Code**

The Republic Act No. 11232 otherwise known as the Revised Corporation Code of the Philippines (the “Revised Code”) which took effect on February 23, 2019, aimed to improve the ease of doing business in the Philippines, affording more protection to corporations and stockholders, and promoting good corporate governance.

The Revised Code requires the annual financial statements to be audited by an independent certified public accountant. However, if the total assets or liabilities of the corporation are less than ₱600,000, the financial statements shall be certified under oath by the corporation’s treasurer or chief financial officer.

The Revised Code should be applied prospectively. The requirement to prepare and submit the annual financial statements based on the Revised Code is effective beginning on or after February 23, 2019. All financial statements covering the periods on or before February 22, 2019 are required to be prepared and submitted in accordance with the Old Corporation Code or Batas Pambansa Bilang 68, in addition to the requirement of the SRC Rule 68.

This will have no impact on the preparation and submission of the Group’s consolidated financial statements.

## **Functional and Presentation Currency**

The consolidated financial statements are presented in Philippine peso (₱), the Group’s functional currency. All amounts are rounded to the nearest peso except when otherwise indicated.

## **Basis of Consolidation**

The consolidated financial statements incorporate the financial statements of the Parent Company and a subsidiary it controls. Control is achieved when the Parent Company has power over the investee, is exposed, or has rights, to variable returns from its involvement with the investee and has the ability to use its power to affect its returns. The Parent Company reassesses whether or not it controls an investee if facts and circumstances indicate that there are changes to one or more of these three elements of control.

When the Parent Company has less than a majority of the voting rights of an investee, it has power over the investee when the voting rights are sufficient to give it the practical ability to direct the relevant activities of the investee unilaterally. The Parent Company considers all relevant facts and circumstances in assessing whether or not the Parent Company’s voting rights in an investee are sufficient to give it power, including:

- the size of the Parent Company’s holding of voting rights relative to the size and dispersion of holdings of the other vote holders;
- potential voting rights held by the Parent Company, other vote holders or other parties;

- rights arising from other contractual arrangements; and
- any additional facts and circumstances that indicate that the Parent Company has, or does not have, the current ability to direct the relevant activities at the time that decisions need to be made, including voting patterns at previous shareholders' meetings.

Consolidation of a subsidiary begins when the Company obtains control over the subsidiary and ceases when the Company loses control of the subsidiary. Income and expenses of a subsidiary acquired or disposed of during the year are included in the consolidated statements of comprehensive income from the date the Company gains control until the date when the Company ceases to control the subsidiary.

The financial statements of the subsidiary are prepared for the same reporting year, using accounting policies that are consistent with those of the Parent Company. Intra-group balances, transactions, income and expenses, and profits and losses resulting from intra-group transactions are eliminated in full in the consolidation.

### Composition of the Group

Details of the Parent Company's subsidiary as at December 31 are as follows:

	<b>Percentage of ownership</b>	
	<b>2018</b>	2017
Mariano Arroyo Development Corporation	<b>100%</b>	100%

The subsidiary's registered office is at 35<sup>th</sup> Floor, One Corporate Center Doña Julia Vargas Avenue corner Meralco Avenue Ortigas Center, Pasig City.

### Changes in Accounting Policies and Disclosures

The accounting policies adopted are consistent with those of the previous financial years except for the following new and amended PFRS that are mandatorily effective for annual periods beginning on or after January 1, 2018.

*PFRS 9, Financial Instruments (2014)*, replaces PAS 39 *Financial Instruments: Recognition and Measurement*, bringing together all three aspects of the accounting for financial instruments: classification and measurement, impairment, and hedge accounting.

The standard requires all recognized financial assets that are within the scope of PAS 39 to be subsequently measured at amortized cost or at fair value. Specifically, debt investments that are held within a business model whose objective is to collect the contractual cash flows, and that have contractual cash flows that are solely for payments of principal and interest on the outstanding balance are generally measured at amortized cost at the end of subsequent reporting periods. All other debt investments and equity investments are measured at their fair values at the end of subsequent reporting periods. For financial liabilities that are designated as at fair value through profit or loss, the amount of change in the fair value of the financial liability that is attributable to changes in the credit risk of that liability is presented in other comprehensive income, unless the recognition of the effects of changes in the liability's credit risk in other comprehensive income would create or increase an accounting mismatch in profit or loss. Changes in fair value attributable to a financial liability's credit risk are not subsequently reclassified to profit or loss.

The Group has applied PFRS 9 for the first time.

The Group has adopted the PFRS 9 Financial Instruments from January 1, 2018 and resulted in changes in accounting policies as follows:

a) *Classification and measurement of financial instruments*

The changes in the classification and measurement of the Group's financial instruments are as follows:

	Classification	January 1, 2018				
		PAS 39	PFRS 9	As previously reported	Adjustments	As restated
Cash in banks	(1)	Loans and receivables	Amortized cost	₱ 13,299,540	₱ –	₱ 13,299,540
Trade and other receivables*	(1)	Loans and receivables	Amortized cost	524,946,629	–	524,946,629
Investment in available-for-sale financial assets	(2)	Available-for-sale	FVOCI	12,500,000	–	12,500,000
Advances to related parties	(1)	Loans and receivables	Amortized cost	315,981,430	–	315,981,430
Refundable deposit	(1)	Loans and receivables	Amortized cost	6,405,096	–	6,405,096

The assessment of the Group's business model was made as at January 1, 2018, and applied retrospectively to those financial assets that were not derecognized before January 1, 2018. The effects of reclassification of financial instruments into the appropriate PFRS 9 categories are as follows:

- (1) Cash in banks, trade and other receivables, advances to related parties and refundable deposits previously classified as loans and receivables are held to collect contractual cash flows and give rise to cash flows representing solely payments of principal and interest. These are now classified and measured as debt instruments at amortized cost.
- (2) Unquoted equity investments previously classified as available-for-sale (AFS) financial assets are now classified and measured as equity instruments designated at FVOCI. The Group elected to classify irrevocably its unquoted equity investments under this category as it considers these investments to be strategic in nature and it intends to hold these investments for the foreseeable future.

While there was a change in the classification and measurement on the Group's financial instruments beginning January 1, 2018 (upon adoption of PFRS 9), there were no changes in the balances of any line item in the consolidated financial statements since the accounting policies previously adopted under PAS 39 is the same as its counterpart under PFRS 9, thus no restatement was made in the consolidated financial statements.

(b) *Impairment of financial assets*

The Group adopted PFRS 9, *Financial Instruments*, which was applied using the transitional relief allowed by the standard. This allows the Group not to restate its prior periods' financial statements. Differences arising from the adoption of PFRS 9 in relation to impairment of financial assets are recognized in the opening balance of Deficit (or other component of equity, as appropriate) in the current year.

The table below shows the impact of the adoption of PFRS 9 to the Group's total equity as at January 1, 2018.

	<b>Effects on</b>	
	<b>Deficit</b>	<b>Total Equity</b>
Balance as at December 31, 2017	₱ 375,905,558	₱1,073,285,670
Effect on adoption of PFRS 9	2,466,718	( 2,466,718)
	<b>₱ 378,372,276</b>	<b>₱1,070,818,952</b>

The application of the estimated credit losses (ECL) methodology based on the stages of impairment assessment for trade and other receivables, and advances to related parties resulted in the recognition of additional allowance for credit losses for trade and other receivables, and advances to related parties amounting ₱2,466,718 as at January 1, 2018.

*PFRS 15, Revenue from Contracts with Customers.* PFRS 15 supersedes PAS 11 Construction Contracts, PAS 18 Revenue and related interpretations and it applies, with limited exceptions, to all revenue arising from contracts with its customers. PFRS 15 establishes a comprehensive framework for recognizing revenue from contracts with customers. The core principle in that framework is that an entity should recognize revenue to depict the transfer of promised goods or services to the customer in an amount that reflects the consideration to which the entity expects to be entitled in exchange for those goods or services. Revenue is recognized in accordance with that core principle by applying the following steps: (a) identify the contracts with customers; (b) identify the performance obligations in the contract; (c) determine the transaction price; (d) allocate the transaction price to the performance obligations in the contract; and (e) recognize revenue when the entity satisfies a performance obligation. PFRS 15 requires entities to exercise judgment, taking into consideration all of the relevant facts and circumstances when applying each step of the framework to contracts with their customers. The standard also specifies the accounting for the incremental costs of obtaining a contract with a customer and the costs directly related to fulfilling a contract. In addition, the standard requires extensive disclosures.

PFRS 15 requires entities to exercise judgment, taking into consideration all of the relevant facts and circumstances when applying each step of the model to contracts with their customers. The standard also specifies the accounting for the incremental costs of obtaining a contract and the costs directly related to fulfilling a contract.

On February 14, 2018, the Philippine Interpretations Committee (PIC) issued PIC Q&A 2018-12 which provides guidance on some implementation issues of PFRS 15 affecting real estate industry. Subsequently on October 29, 2018, the Philippine SEC issued SEC Memorandum Circular No. 14 Series of 2018 (the Memorandum) which provides relief to the real estate industry by deferring the application of the following provisions of the PIC Q&A No. 2018-12 for a period of three years until December 31, 2020:

- d. Exclusion of land and uninstalled materials in the determination of percentage-of-completion (POC) discussed in PIC Q&A No. 2018-12-E
- e. Accounting for significant financing component discussed in PIC Q&A 2018-12-D
- f. Accounting to Common Usage Service Area (CUSA) Charges discussed in PIC Q&A No. 2018-12-H.

Under SEC Memorandum Circular No. 3 Series of 2019, the adoption of PIC Q&A No. 2018-14: *PFRS 15 – Accounting for Cancellation of Real Estate Sales* was also deferred until December 31, 2020.

The Memorandum also provided the mandatory disclosure requirements should the real estate company decided to avail of any relief. Disclosures should include:

- The accounting policies applied.
- Discussion of the deferral of the subject implementation issues in the PIC Q&A.

- Qualitative discussion of the impact to the financial statements had the concerned application guideline in the PIC Q&A has been adopted.
- Should any of the deferral options result into a change in accounting policy (e.g., when an entity excludes land and/or uninstalled materials in the POC calculation under the previous standard but opted to include such components under the relief provided by the circular), such accounting change will have to be accounted for under PAS 8, i.e., retrospectively, together with the corresponding required quantitative disclosures.

Except for the CUSA charges discussed under PIC Q&A No. 2018-12-H which applies to leasing transactions, the above deferral will only be applicable for real estate sales transactions.

This deferral will only be applicable for real estate sales transactions. Effective January 1, 2021, real estate companies will adopt PIC Q&A No. 2018-12 and PIC Q&A No. 2018-14 and any subsequent amendments thereof retrospectively or as the SEC will later prescribe.

The Group availed of the deferral of adoption of the above specific provisions of PIC Q&As. Had these provisions been adopted, it would have the following impact in the consolidated financial statements:

- The exclusion of land and uninstalled materials in the determination of POC would reduce the percentage of completion of real estate projects resulting in a decrease in retained earnings as at January 1, 2018 as well as a decrease in the revenue from real estate sales in 2018. This would result to the land portion of sold inventories together with connection fees, to be treated as contract fulfillment assets.
- The mismatch between POC of the real estate projects and right to an amount of consideration based on the schedule of payments explicit in the contract to sell (CTS) would constitute a significant financing component. Interest income would have been recognized for contract assets and interest expense for contract liabilities using effective interest rate method and this would have impacted retained earnings as at January 1, 2018 and the revenue from real estate sales in 2018. Currently, any significant financing component arising from the mismatch discussed above is not considered for revenue recognition purposes.
- Upon sales cancellation, the repossessed inventory would be recorded at fair value plus cost to repossess (or fair value less cost to repossess if this would have been opted). This would have increased retained earnings as at January 1, 2018 and gain from repossession in 2018. Currently, the Group records the repossessed inventory at its original carrying amount and recognizes any difference between the carrying amount of the derecognized receivable and the repossess property in profit or loss.

#### *Annual Improvements to PFRS 2014-2016 Cycle*

The Annual Improvements to PFRS 2014-2016 Cycle sets out the amendments to PFRS 1, PFRS 12 and PAS 28. The amendment to PFRS 12 is effective on January 1, 2017.

*PFRS 1 (Amendment), First-time Adoption of PFRS – Deletion of Short-term Exemptions for First-time Adopters.* The amendment deleted some short-term exemptions for first-time adopters and the related effective date paragraphs as the reliefs provided were no longer applicable and had been available to entities only for reporting periods that had passed.

*PAS 28 (Amendment), Investments in Associates and Joint Ventures – Measuring an Associate or Joint Venture at Fair Value.* The amendment clarify that the election to measure at fair value through profit or loss an investment in an associate or a joint venture that is held by an entity that is a venture capital organization, or other qualifying entity, is available for each investment in an associate or joint venture on an investment-by-investment basis, upon initial recognition.

The above improvements have no impact on the disclosures and amounts recognized on the Group's consolidated financial statements.

*PAS 40 (Amendments), Investment Property – Transfers of Investment Property.* The amendments clarify that to transfer to, or from, investment properties there must be a change in use. A change in use would involve (a) an assessment of whether a property meets, or has ceased to meet, the definition of investment property; and (b) supporting evidence that a change in use has occurred. The application of the amendments provides two options for transition: (a) An entity shall apply those amendments to changes in use that occur on or after the beginning of the annual reporting period in which the entity first applies the amendments; or (b) retrospective application if, and only if, that is possible without the use of hindsight.

The amendments have no material impact on the disclosures and amounts recognized on the Group's consolidated financial statements.

*PFRS 2 (Amendments), Share-based Payment – Classification and Measurement of Share-based Payment Transactions.* The amendments address the: (a) accounting for modifications to the terms and conditions of share-based payments that change the classification of the transaction from cash-settled to equity-settled; (b) accounting for the effects of vesting and non-vesting conditions on the measurement of cash-settled share-based payments; and (c) the classification of share-based payment transactions with a net settlement feature for withholding tax obligations.

The amendments have no impact on the disclosures and amounts recognized on the Group's consolidated financial statements.

*PFRS 4 (Amendments), Insurance Contracts – Applying PFRS 9 Financial Instruments and PFRS 4 Insurance Contracts.* The amendments provide two options for entities that issue insurance contracts within the scope of PFRS 4: (a) an option that permits entities to reclassify, from profit or loss to other comprehensive income, some of the income or expenses arising from designated financial assets (the "overlay approach"); and (b) an optional temporary exemption from applying PFRS 9 for entities whose predominant activity is issuing contracts within the scope of PFRS 4 (the "deferral approach"). The application of both approaches is optional and an entity is permitted to stop applying them before the new insurance contracts standard is applied. An entity would apply the overlay approach retrospectively to designated financial assets, when it first applies PFRS 9. An entity would apply the deferral approach for annual periods beginning on or after January 1, 2018.

The amendments have no impact on the disclosures and amounts recognized on the Group's consolidated financial statements.

*Philippine Interpretation IFRIC-22, Foreign Currency Transactions and Advance Consideration.*

This interpretation addresses how to determine the date of the transaction for the purpose of determining the exchange rate to use on initial recognition of the related asset, expense or

income (or part of it) on the derecognition of a non-monetary asset or non-monetary liability arising from the payment or receipt of advance consideration in a foreign currency.

The interpretation does not have any impact on the Group's consolidated financial statements.

### **New Accounting Standards, Interpretations and Amendments to Existing Standards Effective Subsequent to January 1, 2018**

Standards issued but not yet effective up to the date of the Group's consolidated financial statements are listed below. This listing of standards and interpretations issued are those that the Group reasonably expects to have an impact on disclosures, financial position or performance when applied at a future date. The Group intends to adopt these standards when they become effective.

#### **Annual Improvements to PFRS 2015-2017 Cycle**

The annual improvements addressed the following issues:

*PFRS 3 (Amendments), Business Combinations – Previously Held Interest in a Joint Operation.* The amendments provides additional guidance to clarify that, when obtaining control of a business that is a joint operation, the acquirer applies the requirements for a business combination achieved in stages, including remeasuring its previously held interest in the joint operation at its acquisition-date fair value.

*PFRS 11 (Amendments), Joint Arrangements – Previously Held Interest in a Joint Operation.* The amendments clarify that when an entity obtains joint control of a business that is a joint operation, the entity does not remeasure its previously held interests.

*PAS 12 (Amendments), Income Taxes – Income Tax Consequences of Payments on Financial Instruments Classified as Equity.* The amendments clarify that the income tax consequences of dividends are linked more directly to past transactions or events that generated distributable profits than to distributions to owners. Therefore, an entity shall recognize the income tax consequences of dividends in profit or loss, other comprehensive income or equity according to where the entity originally recognized those past transactions or events.

*PAS 23 (Amendments), Borrowing Costs – Borrowing Costs Eligible for Capitalization.* The amendments clarify that an entity treats as part of general borrowings any borrowing originally made to develop a qualifying asset when substantially all of the activities necessary to prepare that asset for its intended use or sale are complete.

The above improvements are effective for annual periods beginning on or after January 1, 2019, with earlier application permitted.

The application of the above improvements will have no significant impact on the disclosures and amounts recognized on the Group's consolidated financial statements.

*PAS 19 (Amendments), Employee Benefits – Plan Amendment, Curtailment or Settlement.* The amendments clarify that if a plan amendment, curtailment or settlement occurs, it is now mandatory that the current service cost and the net interest for the period after the remeasurement are determined using the assumptions used for the remeasurement. The amendments also clarify how the requirements on accounting for a plan amendment, curtailment or settlement affect the asset ceiling requirements. The amendments are effective for annual periods beginning on or after January 1, 2019, with earlier application permitted.



The amendments will not have a significant impact on the disclosures and amounts recognized on the Group's consolidated financial statements.

*PAS 28 (Amendments), Investments in Associates and Joint Ventures – Long-term Interests in Associates and Joint Ventures.* The amendments clarify that an entity applies PFRS 9 to long-term interests in an associate or joint venture that form part of the net investment in the associate or joint venture but to which the equity method is not applied. The amendments are effective for annual periods beginning on or after January 1, 2019 and shall be applied retrospectively. However, early application of these amendments is permitted.

The amendments will not have a significant impact on the disclosures and amounts recognized on the Group's consolidated financial statements.

*PFRS 9 (Amendments), Financial Instruments – Prepayment Features with Negative Compensation.* This addresses the concerns about how PFRS 9 classifies particular prepayable financial assets. The amendments also include clarifications to the accounting for a modification or exchange of a financial liability that does not result in derecognition. The amendments are effective for annual periods beginning on or after January 1, 2019, with earlier application permitted.

The amendments will not have a significant impact on the disclosures and amounts recognized on the Group's consolidated financial statements.

*Philippine Interpretation IFRIC-23, Uncertainty over Income Tax Treatments.* This interpretation addresses how to apply the recognition and measurement requirements of PAS 12 Income Taxes when there is uncertainty over income tax treatments. This interpretation is effective for annual periods beginning on or after January 1, 2019, with earlier application permitted.

The interpretation will have no significant impact on the Group's consolidated financial statements.

*PFRS 16, Leases.* This new standard introduces a single lessee accounting model to be applied to all leases, whilst substantially carries forward the lessor accounting requirements in PAS 17 Leases. Lessees recognize a right-of-use asset representing its right to use the underlying leased asset and a lease liability representing its obligation to make lease payments for all leases with a term of more than twelve (12) months, unless the underlying asset is of low value. Whereas, lessors continue to classify leases as operating leases or finance leases, and to account for those two types of leases differently. The standard is effective for annual periods beginning on or after January 1, 2019, with earlier application permitted for entities that apply PFRS 15 at or before the date of initial application of PFRS 16.

The adoption of the new standard will result in recognition of an asset for the right to use the underlying asset over the lease term and a lease liability for the obligation to make lease payments in the consolidated statements of financial position. In addition, this will result in recognition of depreciation on the right-of-use asset and interest on lease liability in the consolidated statements of comprehensive income, and presentation of the total amount of cash paid into a principal portion and interest within financing activities in the consolidated statements of cash flows.

*PAS 1 (Amendments), Presentation of Financial Statements and PAS 8 (Amendments), Accounting Policies, Changes in Accounting Estimates and Errors – Definition of Material.* The amendments clarify that information is material if omitting, misstating or obscuring it

could reasonably be expected to influence decisions that the primary users of general purpose financial statements make on the basis of those financial statements, which provide financial information about a specific reporting entity. The amendments are effective for annual periods beginning on or after January 1, 2020, with earlier application permitted.

The amendments will not have an impact on the disclosures and amounts recognized on the Group's consolidated financial statements.

*PFRS 3 (Amendments), Business Combinations – Definition of a Business.* The amendments clarify that to be considered a business, an acquired set of activities and assets must include, at a minimum, an input and a substantive process that together significantly contribute to the ability to create outputs. It narrows the definitions of a business and of outputs by focusing on goods and services provided to customers and by removing the reference to an ability to reduce costs. In addition, it provides guidance and illustrative examples to help entities assess whether a substantive process has been acquired and remove the assessment of whether market participants are capable of replacing any missing inputs or processes and continuing to produce outputs. The amendments also add an optional concentration test that permits a simplified assessment of whether an acquired set of activities and assets is not a business. The amendments are effective for annual periods beginning on or after January 1, 2020, with earlier application permitted.

The amendments will not have an impact on the disclosures and amounts recognized on the Group's consolidated financial statements.

*PFRS 17, Insurance Contracts.* The new standard establishes principles for the recognition, measurement, presentation and disclosure of insurance contracts, including reinsurance contracts held and investment contracts with discretionary participation features issued. The objective of the standard is to ensure that entities provide relevant information in a way that faithfully represents those contracts. This information gives a basis for users of financial statements to assess the effect that contracts within the scope of the standard have on the entity's financial position, financial performance and cash flows. The standard is effective for annual periods beginning on or after January 1, 2021, with earlier application permitted.

The new standard will not have an impact on the disclosures and amounts recognized on the Group's consolidated financial statements.

### **Determination of Fair Value and Fair Value Hierarchy**

Fair value is the price that would be received to sell an asset or paid to transfer a liability in an orderly transaction between market participants at the measurement date. The fair value measurement is based on the presumption that the transaction to sell the asset or transfer the liability takes place either:

- In the principal market for the asset or liability, or
- In the absence of a principal market, in the most advantageous market for the asset or liability

The principal or the most advantageous market must be accessible to the Group.

The fair value of an asset or a liability is measured using the assumptions that market participants would use when pricing the asset or liability, assuming that market participants act in their best economic interest.

A fair value measurement of a non-financial asset takes into account a market participant's ability to generate economic benefits by using the asset in its highest and best use or by selling it to another market participant that would use the asset in its highest and best use.

The Group uses valuation techniques that are appropriate in the circumstances and for which sufficient data are available to measure fair value, maximizing the use of relevant observable inputs and minimizing the use of unobservable inputs.

All assets and liabilities for which fair value is measured or disclosed in the consolidated financial statements are categorized within the fair value hierarchy, described as follows, based on the lowest level input that is significant to the fair value measurement as a whole:

- Level 1 - Quoted (unadjusted) market prices in active markets for identical assets or liabilities
- Level 2 - Valuation techniques for which the lowest level input that is significant to the fair value measurement is directly or indirectly observable
- Level 3 - Valuation techniques for which the lowest level input that is significant to the fair value measurement is unobservable.

For assets and liabilities that are recognized in the consolidated financial statements on a recurring basis, the Group determines whether transfers have occurred between Levels in the hierarchy by re-assessing categorization (based on the lowest level input that is significant to the fair value measurement as a whole) at the end of each reporting period.

The Group determines the policies and procedures for both recurring fair value measurement and for non-recurring measurement.

For the purpose of fair value disclosures, the Group has determined classes of assets and liabilities on the basis of the nature, characteristics and risks of the asset or liability and the level of the fair value hierarchy as explained above.

Fair value measurement disclosures of financial and non-financial assets are presented in Note 32 of the consolidated financial statements.

### **“Day 1” difference**

When the transaction price in a non-active market is different from the fair value of other observable current market transactions in the same instrument or based on a valuation technique whose variables include only data from observable market, the Group recognizes the difference between the transaction price and fair value (a “Day 1” difference) in the statements of comprehensive income unless it qualifies for recognition as some other type of asset or liability. In cases where use is made of data which is not observable, the difference between the transaction price and model value is only recognized in the statements of comprehensive income when the inputs become observable or when the instrument is derecognized. For each transaction, the Group determines the appropriate method of recognizing the “Day 1” difference amount.

### **Financial Instruments**

#### *Initial Recognition, Measurement and Classification*

The Group recognizes financial assets and financial liabilities in the consolidated statements of financial position when it becomes a party to the contractual provisions of the instrument. Purchases or sales of financial assets that require delivery of assets within the time frame

established by regulation or convention in the market place are recognized on the settlement date.

Financial assets and financial liabilities are recognized initially at fair value including transaction costs, except for those financial assets and liabilities at FVPL where the transaction costs are charged to expense in the period incurred.

The Group classifies its financial assets as subsequently measured at amortized cost and fair value through other comprehensive income (FVOCI) and FVPL.

The classification of debt instruments at amortized cost or at FVOCI depends on the financial asset's contractual cash flow characteristics and the Group's business model for managing the financial assets. The Group's business model is determined at a level that reflects how groups of financial assets are managed together to achieve a particular business objective. The Group's business model determines whether cash flows will result from collecting contractual cash flows, selling financial assets or both.

Financial assets at FVPL include financial assets held for trading, financial assets designated upon initial recognition at FVPL, or financial assets mandatorily required to be measured at fair value. Financial assets with cash flows that are not solely payments of principal and interest are classified and measured at FVPL, irrespective of the business model.

Notwithstanding the criteria for debt instruments to be classified at amortized cost or at FVOCI, debt instruments may be designated at FVPL on initial recognition if doing so eliminates or significantly reduces the measurement or recognition inconsistency and produce more relevant information.

Upon initial recognition, the Group may make an irrevocable election to present in other comprehensive income the changes in the fair value of an equity instrument that is not held for trading. The classification is determined on an instrument-by-instrument basis.

The Group classifies its financial liabilities as subsequently measured at amortized cost using the effective interest method or at FVPL.

The Group does not have any financial instruments that are measured and classified at FVPL.

#### *Financial assets at amortized cost*

Financial assets are measured at amortized when both of the following conditions are met:

- the financial asset is held within a business model whose objective is to hold financial assets in order to collect contractual cash flows; and
- the contractual terms of the financial asset give rise on specified dates to cash flows that are solely payments of principal and interest on the principal amount outstanding.

After initial measurement, financial assets at amortized cost are subsequently measured using the effective interest method less allowance for impairment. Gains and losses are recognized in the consolidated statements of comprehensive income when the financial assets at amortized cost are derecognized, modified or impaired. These financial assets are included in current assets if maturity is within twelve (12) months from the end of reporting period. Otherwise, these are classified as noncurrent assets.

As at December 31, 2018 and 2017, included under financial assets at amortized cost are the Group's cash, trade and other receivables, advances to related parties and other noncurrent assets (see Notes 4, 5, 11 and 22).

*Cash* represents cash on hand and cash in banks. Cash in banks earn interest at respective bank deposit rate.

*Trade and other receivables* consist of installment contract receivables, advances to homeowners, advances to employees, receivables from contractors, and others.

*Other noncurrent assets* consists of refundable deposit

#### *AFS Financial Assets*

AFS financial assets are non-derivative financial assets that are designated in this category or are not classified in any of the three other categories. The Group designates financial instruments as AFS if they are purchased and held indefinitely and may be sold in response to liquidity requirements or changes in market conditions. After initial recognition, AFS financial assets are measured at fair value with unrealized gain or loss being recognized in other comprehensive income as 'Unrealized fair value gain (loss) on AFS financial asset', net of deferred income tax effect. When fair value cannot be reliably measured, AFS financial assets are measured at cost less any impairment in value.

When the investment is disposed or determined to be impaired, the cumulative gains or losses recognized in other comprehensive income is reclassified from equity to the statements of comprehensive income as reclassification adjustment. The amount of the cumulative loss that is reclassified from equity to the consolidated statements of comprehensive income is the difference between the acquisition cost (net of any principal repayment and amortization) and current fair value, less any impairment loss on that financial assets previously recognized in the consolidated statements of comprehensive income.

Interest earned on the investments is reported as interest income using the effective interest method. Dividends earned on investments are recognized in the consolidated statements of comprehensive income when the right of payment has been established. These financial assets are classified as noncurrent assets unless the intention is to dispose of such assets within twelve (12) months from the end of reporting period.

The Group's AFS financial assets include investment in unquoted shares of stocks which is stated at cost less impairment since there is no quoted price in an active market as at December 31, 2017 (see Note 8).

#### *Equity instruments designated at FVOCI*

When the equity instrument is derecognized, the cumulative gain or loss previously recognized in other comprehensive income is not subsequently reclassified to profit or loss, but is transferred to retained earnings. Dividends on such investments are recognized in profit or loss when the right of payment has been established, except when the dividends represent a recovery of part of the cost of the investment, in which case, such gains are recorded in other comprehensive income. Equity instruments designated at FVOCI are not subject to impairment assessment. These financial assets are classified as noncurrent assets.

As at December 31, 2018, the Group elected to classify irrevocably its unquoted equity investments under this category (see Note 8).

### *Financial liabilities at amortized cost*

Financial liabilities that are not contingent consideration of an acquirer in a business combination, held for trading, or designated as at FVPL, are measured subsequently at amortized cost using the effective interest method.

The effective interest method is a method of calculating the amortized cost of a financial liability and allocating interest expense over the relevant period. The effective interest rate is the rate that exactly discounts estimated future cash payments (including all fees and points paid or received that form an integral part of the effective interest rate, transaction costs and other premiums or discounts) through the expected life of the financial liability, or (where appropriate) a shorter period, to the amortized cost of a financial liability.

As at December 31, 2018 and 2017, included in financial liabilities at amortized cost are the Group's accounts payable and other liabilities, borrowings, retention payable and refundable bonds, and advances from related parties (see Notes 12, 13, 15 and 22).

### *Accounts payable and other liabilities*

Accounts payable are obligations to pay for goods or services that have been acquired in the ordinary course of business from suppliers. Other liabilities include non-trade payables (mainly payable to government agencies), accrued expenses and other payables which composed of collections from customers for payment of retitling and property taxes.

### *Retention payable and refundable bonds*

Retention payable pertains to ten percent (10%) of each progress payment retained by the Group until full completion of the contract while refundable bonds is equivalent to ten percent (10%) of the contract price covering a period of one (1) year after the final completion of contracted jobs.

### *Advances from related parties*

Advances from related parties pertain to various cash advances for working capital and expenses initially shouldered by the related parties.

## **Borrowings and Borrowing Cost**

### *(a) Borrowings*

Borrowings are recognized initially at fair value, net of transaction costs and are subsequently measured at amortized cost using the effective interest method. Difference between the proceeds (net of transaction costs) and the redemption value is recognized in the consolidated statements of comprehensive income over the period of the borrowings using the effective interest method.

Fees paid on the establishment of loan facilities are recognized as transaction costs of the loan to the extent that it is probable that some or all of the facility will be drawn down. In this case, the fee is deferred until the draw-down occurs. To the extent that there is no evidence that it is probable that some or all of the facility will be drawn down, the fee is capitalized as a pre-payment for liquidity services and amortized over the period of the facility to which it relates.

### *(b) Borrowing cost*

General and specific borrowing costs directly attributable to the acquisition, construction or production of qualifying assets, which are assets that necessarily take a substantial period of time to get ready for their intended use or sale, are added to the cost of those assets, until such time as the assets are substantially ready for their intended use or sale.

Investment income earned on the temporary investment of specific borrowings pending their expenditure on qualifying assets is deducted from the borrowing costs eligible for capitalization.

All other borrowing costs are recognized as expenses in the Group's consolidated statements of comprehensive income in the period incurred.

### **Offsetting of Financial Instruments**

Financial assets and financial liabilities are offset and the net amount reported in the Group consolidated statements of financial position if, and only if, there is a currently enforceable legal right to offset the recognized amounts and there is an intention to settle on a net basis, or to realize the assets and settle the liabilities simultaneously.

### **Derecognition of Financial Instruments**

#### *Financial assets*

A financial asset (or, where applicable, a part of a financial asset or part of a group of similar financial assets) is derecognized when:

- the rights to receive cash flows from the asset have expired;
- the Group retains the right to receive cash flows from the asset, but has assumed an obligation to pay them in full without material delay to third party under a "pass-through" arrangement; or
- the Group has transferred its rights to receive cash flows from the asset and either (a) has transferred substantially all the risks and rewards of the asset, or (b) has neither transferred nor retained substantially all risks and rewards of the asset, but has transferred control of the asset.

Where the Group has transferred its rights to receive cash flows from an asset or has entered into a pass-through arrangement and has neither transferred nor retained substantially all the risks and rewards of the asset nor transferred control of the asset, the asset is recognized to the extent of the Group's continuing involvement in the asset. Continuing involvement that takes the form of a guarantee over the transferred asset is measured at the lower of the original carrying amount of the asset and the maximum amount of consideration that the Group could be required to repay.

#### *Financial liabilities*

A financial liability is derecognized when the obligation under the liability was discharged, cancelled or has expired.

Where an existing financial liability is replaced by another from the same lender on substantially different terms, or the terms of an existing liability are substantially modified, such an exchange or modification is treated as a derecognition of the original liability and the recognition of a new liability, and the difference in the respective carrying amounts is recognized in the Group consolidated statements of comprehensive income.

## **Impairment of Financial Assets**

The Group recognizes an allowance for expected credit losses (ECL) for all debt instruments that are measured at amortized cost or at FVOCI and trade receivables. ECL are a probability-weighted estimate of credit losses over the expected life of the financial asset.

Credit losses are the difference between the contractual cash flows due in accordance with the contract and all the cash flows that the Group expects to receive, discounted at the original effective interest rate. The expected cash flows include cash flows from the sale of collateral held or other credit enhancements that are integral to the contractual terms.

The Group assesses at each end of the reporting period whether the credit risk on a financial asset has increased significantly since initial recognition. For those credit exposures for which there has been a significant increase in credit risk since initial recognition, a loss allowance is measured at an amount equal to the lifetime ECL. For credit exposures for which there has not been a significant increase in credit risk since initial recognition, a loss allowance is measured at an amount equal to 12-month ECL. Lifetime ECL represents the expected credit losses that will result from all possible default events over the expected life of a financial instrument. In contrast, 12-month ECL represents the portion of lifetime ECL that is expected to result from default events on a financial instrument that are possible within twelve (12) months after the reporting period.

For trade and other receivables, and advances to related parties, the Group applies a simplified approach and general approach, respectively, in calculating ECL. The Group recognizes a loss allowance based on lifetime ECL at the end of each reporting period. The ECLs on these financial assets are estimated using a provision matrix based on the Group's historical credit loss experience, adjusted for forward-looking factors specific to the debtors and the economic environment, including time value of money where appropriate.

When the credit risk on financial instruments for which lifetime ECLs have been recognized subsequently improves, and the requirement for recognizing lifetime ECLs is no longer met, the loss allowance is measured at an amount equal to 12-month ECL at the current reporting period, except for assets for which simplified approach was used.

The Group recognizes impairment loss (reversals) in profit or loss for all financial assets with a corresponding adjustment to their carrying amount through a loss allowance account, except for investments in debt instruments that are measured at FVOCI, for which the loss allowance is recognized in other comprehensive income and does not reduce the carrying amount of the financial asset in the consolidated statements of financial position.

### *Significant increase in credit risk*

In assessing whether the credit risk on a financial instrument has increased significantly since initial recognition, the Group compares the risk of a default occurring on the financial instrument at the end of reporting period with the risk of a default occurring on the financial instrument at the date of initial recognition. In making this assessment, the Group considers both quantitative and qualitative information that is reasonable and supportable, including historical experience and forward-looking information that is available without undue cost or effort. Forward-looking information considers the future prospects of the industries in which the Group's debtors operate, obtained from economic expert reports, financial analysts, governmental bodies, relevant think-tanks and other similar organizations, as well as consideration of various external sources of actual and forecast economic information that relate to the Group's core operations.



In particular, the following information is taken into account when assessing whether credit risk has increased significantly since initial recognition:

- an actual or expected significant deterioration in the financial instrument's external (if available) or internal credit rating;
- significant deterioration in external market indicators of credit risk for a particular financial instrument, e.g. the extent to which the fair value of a financial asset has been less than its amortized cost;
- existing or forecast adverse changes in business, financial or economic conditions that are expected to cause a significant decrease in the debtor's ability to meet its debt obligations;
- an actual or expected significant deterioration in the operating results of the debtor;
- significant increases in credit risk on other financial instruments of the same debtor;
- an actual or expected significant adverse change in the regulatory, economic, or technological environment of the debtor that results in a significant decrease in the debtor's ability to meet its debt obligations.

Irrespective of the outcome of the above assessment, the Group presumes that the credit risk on a financial asset has increased significantly since initial recognition when contractual payments are more than one (1) day past due, unless the Group has reasonable and supportable information that demonstrates otherwise.

Despite the foregoing, the Group assumes that the credit risk on a financial instrument has not increased significantly since initial recognition of the financial instrument is determined to have low credit risk at the end of reporting period. A financial instrument is determined to have low credit risk if:

- the financial instrument has a low risk of default;
- the debtor has a strong capacity to meet its contractual cash flow obligations in the near term; and
- adverse changes in economic and business conditions in the longer term may, but will not necessarily, reduce the ability of the borrower to fulfill its contractual cash flow obligations.

The Group considers a financial asset to have low credit risk when the asset has external credit rating of investment grade in accordance with the globally understood definition or if an external rating is not available, the asset has an internal rating of performing. Performing means that the counterparty has a strong financial position and there is no past due amounts.

The Group regularly monitors the effectiveness of the criteria used to identify whether there has been a significant increase in credit risk and revises them as appropriate to ensure that the criteria are capable of identifying significant increase in credit risk before the amount becomes past due.

#### *Definition of default*

The Group considers the following as constituting an event of default for internal credit risk management purposes as historical experience indicates that financial assets that meet either of the following criteria are generally not recoverable:

- when there is a breach of financial covenants by the debtor; or
- information developed internally or obtained from external sources indicates that the debtor is unlikely to pay its creditors, including the Group, in full (without taking into account any collateral held by the Group).

Irrespective of the above analysis, the Group considers that default has occurred when a financial asset is more than one (1) year past due unless the Group has reasonable and supportable information to demonstrate that a more lagging default criterion is more appropriate.

#### *Credit-impaired financial assets*

A financial asset is credit-impaired when one or more events that have a detrimental impact on the estimated future cash flows of that financial asset have occurred. Evidence that a financial asset is credit-impaired includes observable data about the following events:

- significant financial difficulty of the issuer or the borrower;
- a breach of contract, such as a default or past due event;
- the lenders of the borrower, for economic or contractual reasons relating to the borrower's financial difficulty, having granted to the borrower a concessions that the lenders would not otherwise consider;
- it is becoming probable that the borrower will enter bankruptcy or other financial reorganization; or
- the disappearance of an active market for that financial asset because of financial difficulties.

#### *Write-off policy*

The Group writes off a financial asset when there is information indicating that the debtor is in severe financial difficulty and there is no realistic prospect of recovery, e.g. when the debtor has been placed under liquidation or has entered into bankruptcy proceedings, or in the case of trade receivables, when the amounts are over five (5) year past due, whichever occurs sooner.

Financial assets written off may still be subject to enforcement activities under the Group's recovery procedures, taking into account legal advice where appropriate. Any recoveries made are recognized in profit or loss.

#### **Real Estate Inventories**

Real estate inventories are property acquired or being constructed for sale in the ordinary course of business, rather than to be held for rental or capital appreciation.

On initial recognition, real estate inventories are measured at cost which includes cost of land, amounts paid to contractors for construction, borrowing costs, planning and design costs, costs of site preparation, professional fees, property transfer taxes, construction overheads and other related costs during the construction period.

Real estate inventories are subsequently carried at lower of cost and net realizable value. The cost of real estate inventories as disclosed in the consolidated statements of financial position is determined using the specific identification and cost allocation for non-specific cost. Net realizable value is the estimated selling price in the ordinary course of the business, based on market prices at the reporting date, less estimated costs to completion and the estimated costs of sale.

When the net realizable value of the real estate inventories is lower than costs, the Group provides for an allowance for the decline in the value and recognizes the write-down as an expense in the consolidated statements of comprehensive income. The amount of any reversal of write-down of real estate inventories, arising from an increase in net realizable

value, is recognized as a reduction in the amount of real estate inventories recognized as an expense in the period in which the reversal occurs.

The cost of inventory recognized in the consolidated statements of comprehensive income on disposal is determined with reference to the specific costs incurred on the property sold.

### **Prepayments and Other Current Assets**

Prepayments are expenses paid in advance and recorded as asset before they are utilized. This account comprises prepaid taxes and licenses, prepaid rentals, prepaid insurance, prepaid office supplies, creditable withholding tax and input tax. Prepaid taxes and licenses, rentals, insurance and other prepaid items are apportioned over the period covered by the payment and charged to the appropriate accounts in the consolidated statements of comprehensive income when incurred. Prepayments that are expected to be realized within twelve (12) months after the reporting date are classified as current asset, otherwise, these are classified as other noncurrent asset.

Prepayments are initially recognized at cost and subsequently measured at cost less any utilized portion and impairment loss. Prepayments are derecognized upon consumption and usage. An impairment loss is recognized for the amount by which the assets carrying amount exceeds its recoverable amount.

#### *Input Tax and Other Prepaid Taxes*

Input tax is the indirect tax paid by the Group on the local purchase of goods or services from a VAT-registered person. Creditable withholding tax is deducted from income tax payable on the same year the revenue was recognized.

The Group's input tax and other prepaid taxes are stated at cost less provision for impairment, if any. Allowance for unrecoverable input tax and other prepaid taxes, if any, are maintained by the Group at a level considered adequate to provide for potential uncollectible portion of the claims. The Group, on a continuing basis, makes a review of the status of the claims designed to identify those that may require provision for impairment losses.

### **Interest in Joint Operations**

The Group has entered into various jointly controlled operations. A joint operation is a joint arrangement whereby the parties that have joint control of the arrangement have rights to the assets, and obligations for the liabilities, relating to the arrangement. Joint control is the contractually agreed sharing of control of an arrangement, which exists only when decisions about the relevant activities require unanimous consent of the parties sharing control.

When the Group undertakes its activities under joint operations, the Group as a joint operator recognizes in relation to its interest in a joint operation:

- Its assets, including its share of any assets held jointly.
- Its liabilities, including its share of any liabilities incurred jointly.
- Its revenue from the sale of its share of the output arising from the joint operation.
- Its share of the revenue from the sale of the output by the joint operation.
- Its expenses, including its share of any expenses incurred jointly.

The Group accounts for the assets, liabilities, revenues and expenses relating to its interest in a joint operation in accordance with the PFRS applicable to the particular assets, liabilities, revenues and expenses.

When a group entity transacts with a joint operation in which a group entity is a joint operator (such as a sale or contribution of assets), the Group is considered to be conducting the transaction with the other parties to the joint operation, and gains and losses resulting from the transactions are recognized in the consolidated financial statements only to the extent of other parties' interests in the joint operation.

When an entity transacts with a joint operation in which entity is a joint operator (such as a purchase of assets), the Group does not recognize its share of the gains and losses until it resells those assets to a third party.

### **Property and Equipment**

Property and equipment are tangible assets that are held for use in production or supply of goods or services, for rental to others, or for administrative purposes, and are expected to be used during more than one period.

Property and equipment are initially recognized at cost which comprises its purchase price, including taxes and any directly attributable costs of bringing the asset to its working condition and location necessary for it to be capable of operating in the manner intended by management.

Property and equipment account are subsequently carried at cost less accumulated depreciation and any impairment in value.

Expenses that provide incremental future economic benefits to the Group are added to the carrying amount of an item of property and equipment. All other expenses are recognized in the consolidated statements of comprehensive income as incurred.

Depreciation of property and equipment commences once the property and equipment are available for use and computed using the straight-line basis over the estimated useful life of property and equipment as follows:

	In Years
Building and improvements	25
Transportation equipment	5
Machinery, furniture and fixtures	3

The useful lives and depreciation method are reviewed annually to ensure that the periods and method of depreciation are consistent with the expected pattern of economic benefits from items of property and equipment.

When property and equipment are retired or otherwise disposed of, the cost of the related accumulated depreciation and accumulated impairment losses, if any, are removed from the accounts and any resulting gain or loss is credited to or charged against current operations. Fully depreciated and amortized property and equipment are retained in the accounts until they are no longer in use and no further depreciation is charged against current operations.

### **Investment Property**

Investment property is property held to earn rentals or for capital appreciation.

Land is measured initially at cost, including transaction costs. Land is subsequently measured at cost less any impairment in value.

Expenses that provide incremental future economic benefits to the Group are added to the carrying amount of an item of investment property. All other expenses are recognized in the consolidated statements of comprehensive income as incurred.

Investment properties are derecognized when either they have been disposed of or when they are permanently withdrawn from use and no future economic benefit is expected from their disposal.

Any gains or losses on the retirement or disposal of an investment property are recognized in the consolidated statements of comprehensive income in the year of retirement or disposal.

Transfers are made to or from investment property only when there is a change in use. For a transfer from investment property to owner-occupied property, the deemed cost for subsequent accounting is the fair value at the date of change in use. If owner-occupied property becomes an investment property, the Group accounts for such property in accordance with the policy stated under property and equipment up to the date of change in use.

### **Impairment of Non-financial Assets**

At the end of each reporting period, the Group reviews the carrying amounts of its non-financial assets, to determine whether there is any indication that those assets have suffered an impairment loss. If any such indication exists, the recoverable amount of the asset is estimated in order to determine the extent of the impairment loss (if any). When the asset does not generate cash flows that are independent from other assets, the Group estimates the recoverable amount of the cash-generating unit to which the asset belongs.

Recoverable amount is the higher of fair value less costs to sell and value in use. In assessing value in use, the estimated future cash flows are discounted to their present value using a pre-tax discount rate that reflects current market assessments of the time value of money and the risks specific to the asset for which the estimates of future cash flows have not been adjusted.

If the recoverable amount of an asset is estimated to be less than its carrying amount, the carrying amount of the asset is reduced to its recoverable amount. An impairment loss is recognized as an expense immediately.

When an impairment loss subsequently reverses, the carrying amount of the asset is increased to the revised estimate of its recoverable amount, but so that the increased carrying amount does not exceed the carrying amount that would have been determined had no impairment loss been recognized for the asset in prior years. A reversal of an impairment loss is recognized as income.

### **Equity**

An equity instrument is any contract that evidences a residual interest in the assets of the Group after deducting all of its liabilities.

*Capital stock* represents the par value of the shares that are issued and outstanding as at the reporting date.

*Deficit* includes all current and prior period results of operations as disclosed in the consolidated statements of comprehensive income.

## **Revenue Recognition**

The Group recognizes revenue when: the amount of revenue can be reliably measured; it is probable that future economic benefits will flow to the entity; and specific criteria have been met for each of the Group's activities.

Revenue is recognized when control of the goods or services are transferred to customer at an amount that reflects the consideration to which the Group expects to be entitled in a contract with a customer and excludes amounts collected on behalf of third parties. Revenue is shown net of value-added tax and discounts.

The additional specific recognition criteria for each type of revenue are as follows:

### *Real estate sales*

Revenues from transactions covering sales of real estate which include sales of residential houses, condominium units and developed lots are accounted for under the percentage-of-completion method. Percentage-of-completion method is used to recognize income from sales of projects where the Group has material obligation under the sales contract to complete the project after the property is sold, the equitable interest has been transferred to the buyer, construction is beyond preliminary state, and the costs incurred or to be incurred can be measured reliably. Under this method, revenue is recognized as the related obligations are fulfilled, measured principally on the basis of the estimated completion of a physical proportion of the contract work.

Gain from sales of virtually completed residential lots and housing units, where sufficient down payment has been received and when collectability of the sales price is reasonably assured, is accounted for under the full accrual method. Otherwise, the percentage-of-completion method is used where gain from sales of the completed projects is initially deferred and classified under 'Deferred gross profit' in the consolidated statements of financial position. Deferred gross profit is realized and transferred to the consolidated statements of comprehensive income based on the percentage-of-completion of the projects.

If any of the criteria under the full accrual or percentage-of-completion method is not met, the deposit method is applied until all the conditions for recording a sale are met. Pending recognition of sale, cash received from buyers are classified as 'Customers' deposits' account in the "Liabilities" section of the consolidated statements of financial position.

### *Finance income*

Interest and other financial income are recognized on time proportion basis that takes into account the effective yield on the asset or effective interest rate.

### *Miscellaneous income*

Miscellaneous income is recognized when the right to receive cash from services provided is established.

## **Cost and Expense Recognition**

Cost and expenses are recognized in the consolidated statements of comprehensive income when decrease in future economic benefits related to a decrease in an asset or an increase of a liability has arisen that can be measured reliably. Expenses in the consolidated statements of comprehensive income are presented using the functional method.

### *Cost of real estate sold*

Cost of real estate sold before the completion of the development is determined on the basis of the acquisition cost of the land plus its full development costs, which include estimated costs for future development works, as determined by the contractors and technical staff of the Group. The estimated expenditures works the full development of sold real estate property, as determined by the technical staff of the Group, are charged to the 'Cost of real estate sold'.

The Group recognizes the effect of revisions in the total project costs in the year these changes become known.

### *Operating expenses*

Operating expenses are recognized in the consolidated statements of comprehensive income upon utilization of the service or at the date they are incurred. All finance costs are reported in the consolidated statements of comprehensive income, except capitalized borrowing costs which are included as part of the cost of the related qualifying asset, on an accrual basis.

### **Income Taxes**

The tax expense for the period comprises current and deferred tax. Tax is recognized in profit or loss, except to the extent that it relates to items recognized in other comprehensive income or directly in equity.

The current income tax charge is calculated on the basis of the tax laws enacted or substantively enacted at the reporting date. Management periodically evaluates positions taken in tax returns with respect to situations in which applicable tax regulation is subject to interpretation. It establishes provisions where appropriate on the basis of amounts expected to be paid to the tax authorities.

Deferred income tax is recognized, using the liability method, on temporary differences arising between the tax bases of assets and liabilities and their carrying amounts in the financial statements. Deferred income tax is determined using tax rates and laws in the period the temporary difference are expected to be recovered or settled that have been enacted or substantively enacted as at reporting period.

Deferred income tax assets are recognized for all deductible temporary differences, carryforward benefits of unused tax credits from excess of minimum corporate income tax (MCIT) over regular corporate income tax (RCIT) and unused net operating loss carryover (NOLCO), to the extent that it is probable that sufficient future taxable profits will be available against which the deductible temporary differences, carryforward benefits of unused tax credits from excess of MCIT over RCIT and unused NOLCO can be utilized. Deferred income tax liabilities are recognized for all taxable temporary differences.

The Group reassesses at each reporting date the need to recognize a previously unrecognized deferred income tax asset.

Deferred income tax assets and liabilities are offset when there is a legally enforceable right to offset current tax assets against current tax liabilities and when the deferred income taxes assets and liabilities relate to income taxes levied by the same taxation authority on either the taxable entity or different taxable entities where there is an intention to settle the balances on a net basis.

## **Employee Benefits**

### *Short-term employee benefits*

The Group recognizes a liability net of amounts already paid and an expense for services rendered by employees during the accounting period that are expected to be settled wholly before twelve (12) months after the end of the reporting period. A liability is also recognized for the amount expected to be paid under short-term cash bonus or profit sharing plans if the Group has a present legal or constructive obligation to pay this amount as a result of past service provided by the employee, and the obligation can be estimated reliably.

Short-term employee benefit obligations are measured on an undiscounted basis and are expensed as the related service is provided.

### *Retirement benefits obligation*

The Group operates a defined benefit retirement plan. The retirement plan is generally funded through payments to a trustee bank determined by periodic actuarial calculations. A defined benefit plan is a retirement plan that is not a defined contribution plan.

Typically, defined benefit plans define an amount of retirement benefit that an employee will receive on retirement, usually dependent on one or more factors such as age, years of service and compensation.

The net defined benefit liability is the aggregate of the present value of the defined benefit obligation at the end of the reporting period reduced by the fair value of plan assets.

The cost of providing benefits under the defined benefit plan is actuarially determined using the projected unit credit method. Defined benefit costs comprise service cost, net interest on the net defined benefit liability and remeasurements of net defined benefit liability.

Service costs which include current service costs, past service costs and gains or losses on non-routine settlements are recognized as expense in profit or loss. Past service costs are recognized when plan amendment or curtailment occurs. Past service costs are recognized immediately in profit or loss. These amounts are calculated periodically by independent qualified actuaries.

Net interest on the net defined benefit liability is the change during the period in the net defined benefit liability that arises from the passage of time which is determined by applying the discount rate based on government bonds to the net defined benefit liability. Net interest on the net defined benefit liability is recognized as expense or income in profit or loss.

Remeasurements comprising actuarial gains and losses and return on plan assets (excluding net interest on defined benefit liability) are recognized immediately in other comprehensive income in the period in which they arise. Remeasurements are not reclassified to profit or loss in subsequent periods.

## **Leases**

Leases wherein the lessor substantially transfers to the Group all risks and benefits incidental to ownership of the leased item are classified as finance leases and are presented as assets and liabilities in the consolidated statements of financial position at amounts equal at the inception of the lease to the fair value of the leased property, or if lower, at the present value of minimum lease payments. Lease payments are apportioned between the finance



costs and reduction of the lease liability so as to achieve a constant rate of interest on the remaining balance of the liability. Finance costs are recognized in the consolidated statements of comprehensive income. Capitalized leased assets are depreciated over the shorter of the estimated useful life of the asset or lease term.

Leases which do not transfer to the Group substantially all the risks and benefits of ownership of the asset are classified as operating lease. Operating lease payments are recognized as expense in the consolidated statements of comprehensive income on a straight-line basis over the lease term. Associated costs, such as maintenance and insurance, are expensed as incurred.

The Group is a party to an operating lease of its office spaces as a lessee. Payments paid to the lessor under operating leases (net of any incentives given by the lessor) are charged to the consolidated statements of comprehensive income.

### **Related Party Relationship and Transactions**

A related party transaction is a transfer of resources, services, or obligations between related parties, regardless of whether a price is charged.

Related party relationship exists when: (a) a person or a close member of that person's family has control or joint control, has significant influence or is a member of the key management personnel of the reporting entity or of a parent of the reporting entity; and (b) when any of the following conditions apply: (i) the entity and the reporting entity are members of the same group; (ii) one entity is an associate or joint venture of the other entity; (iii) both entities are joint ventures of the same third party; (iv) one entity is a joint venture of a third entity and the other entity is an associate of the third party; (v) the entity is a post-employment benefit plan for the benefit of employees of the reporting entity; (vi) the entity is controlled or jointly controlled by a person as identified in (a) above; (vii) the entity or any member of a group of which it is part, provides key management personnel services to the reporting entity or to the parent of the reporting entity; (viii) a person identified in (a) above has significant influence over the entity or is a member of the key management personnel of the entity or of a parent of the entity.

In considering each possible related party relationship, attention is directed to the substance of the relationships, and not merely the legal form.

### **Segment Reporting**

A business segment is a Group of assets and operations engaged in providing products or services that are subject to risks and returns that are different from those of other business segments.

A geographical segment is engaged in providing products or services within a particular economic environment that are subject to risks and return that are different from those of segments operating in other economic environments.

Operating segments are reported on the basis upon which the Group reports its primary segment information. Financial information on business segments is presented in Note 26.

### **Basic Earnings Per Share (EPS)**

Basic earnings per share is calculated by dividing the net income by the weighted average number of common shares outstanding during the year.

## **Provisions and Contingencies**

Provisions are recognized when the Group has a present obligation (legal or constructive) as a result of a past event, it is probable that an outflow of resources embodying economic benefits will be required to settle the obligation and a reliable estimate can be made of the amount of the obligation. If the effect of the time value of money is material, provisions are determined by discounting the expected future cash flows at a pre-tax rate that reflects current market assessments of the time value of money and, where appropriate, the risks specific to the liability.

Where discounting is used, the increase in the provision due to the passage of time is recognized as interest expense. When the Group expects a provision or loss to be reimbursed, the reimbursement is recognized as a separate asset only when the reimbursement is virtually certain and its amount is estimable. The expense relating to any provision is presented in the consolidated statements of comprehensive income, net of any reimbursement.

Contingent liabilities are not recognized in the consolidated financial statements. They are disclosed unless the possibility of an outflow of resources embodying economic benefits is remote. Contingent assets are not recognized in the consolidated financial statements but disclosed when an inflow of economic benefits is probable. Contingent assets are assessed continually to ensure that developments are appropriately reflected in the consolidated financial statements. If it has become virtually certain that an inflow of economic benefits will arise, the asset and the related income are recognized in the consolidated financial statements.

## **Events After the Reporting Date**

The Group identifies post year-end events as events that occurred after the reporting date but before the date when the consolidated financial statements were authorized for issue. Post year-end events that provide additional information about the Group's position as at the reporting date (adjusting events) are reflected in the Group consolidated financial statements. Post year-end events that are not adjusting events are disclosed in the Group consolidated financial statements when material.

### **3. SIGNIFICANT ACCOUNTING JUDGMENTS, AND ACCOUNTING ESTIMATES AND ASSUMPTIONS**

The preparation of the consolidated financial statements in compliance with PFRS requires management to make estimates and assumptions that affect the amounts reported in the consolidated financial statements. The estimates and assumptions used in the consolidated financial statements are based upon management's evaluation of relevant facts and circumstances at the end of the reporting period. Actual results could differ materially from such estimates.

Estimates and judgments are continually evaluated and are based on historical experience and other factors including expectations of future events that are believed to be reasonable under the circumstances.

#### **Significant Accounting Judgments in Applying the Group's Accounting Policies**

##### *Interest in Joint Operation and Real Estate Inventories*

The Group has entered into Joint Venture Agreement with related parties for the development of real estate properties, whereby the Group acts as Developer. The following

guidance was set by the Group to distinguish investment in joint venture from real estate inventories:

- Interest in joint venture involves the assets and other resources of each venturers. Each venturer uses its own property and carries its own inventories. It also incurs its own expenses and liabilities and raises its own finance, which represent its own obligations.
- Real estate inventories comprise properties that are held for sale in the ordinary course of business.

The Group's interest in joint venture represents cost incurred to develop and sell the real estate properties contributed by co-venturers, in the Group's ordinary course of business. Accordingly, the Group accounted its share in the joint venture as real estate inventories.

#### *Operating Lease Commitments*

The Group has entered into contract of lease for the office spaces it occupies. The Group has determined that all significant risks and benefits of ownership on these properties will be retained by the lessor. In determining significant risks and benefits of ownership, the Group considered, among others, the significance of the lease term as compared with the estimated useful life of the related asset. The Group accordingly accounted for these as operating leases.

#### *Operating Segments*

The Group's operating business segment are organized and managed separately according to location of business activities. The Group classifies business segments based on location of its real property projects as in the different geographical areas. Management considers the performance in Metro Manila, Cebu, Iloilo and Davao as its operating business segment (see Note 26).

#### *Impairment of Non-Financial Assets*

Investment property and property and equipment, are periodically reviewed to determine any indications of impairment. Though the management believes that the assumptions used in the estimation of fair values are reasonable and appropriate, significant changes in these assumptions may materially affect the assessment of the recoverable amounts and any resulting impairment loss could have a material adverse effect in the results of operations.

Based on the impairment review of the investment property and property and equipment, the Group believes that there is no indication that an impairment loss has occurred as at December 31, 2018 and 2017.

#### *Provisions and Contingencies*

Estimate of the probable costs for the resolution of possible claims are being developed in consultation with outside counsel handling the Group's defense in these matters and are based upon analysis of potential results. The Group is a party to certain lawsuits or claims arising from the ordinary course of business. However, the Group's management and legal counsel believe that the eventual settlement of these liabilities under these lawsuits or claims, if any, will not have a material impact on the consolidated financial statements. Accordingly, no provision for probable losses arising from contingencies was recognized in the consolidated financial statements as at December 31, 2018 and 2017.

## **Significant Accounting Estimates and Assumptions**

### *Revenue and Cost Recognition*

The Group's revenue recognition policies require management to make use of estimates and assumptions that may affect the reported amounts of revenue and costs. The Group's revenue from sale of real estate inventories recognized based on percentage-of-completion are measured principally on the basis of the estimated completion of a physical proportion of the contract work, and by reference to the actual costs incurred to date over the estimated total costs of the project. Realized gross profit amounted to ₱125,583,129, ₱158,198,762 and ₱69,960,774 for the years ended December 31, 2018, 2017 and 2016, respectively (see Note 16).

### *Estimating allowance for ECL*

The Group uses a provision matrix to calculate ECL for trade and other receivables, and advances to related parties. The provision rates are based on days past due for groupings of various customer segments and related party transactions that have similar loss patterns (i.e., by geography, product type, customer type and rating, and coverage by letters of credit and other forms of credit insurance).

The provision matrix is based on the Group's historical observed default rates. The Group's management intends to regularly calibrate (i.e., on an annual basis) the matrix to consider the historical credit loss experience with forward-looking information (i.e., forecast economic conditions). Details about the ECL on the Group's trade and other receivables, and advances to related parties are disclosed in Note 30.

The carrying amount of the Group's trade and other receivables, and advances to related parties amounted to ₱858,590,188 and ₱840,928,059 as at December 31, 2018 and 2017, respectively (see Notes 5 and 22).

Allowance for ECLs recognized in the Group's statements of financial position amounted to ₱29,904,654 and ₱41,575,559 as at December 31, 2018 and 2017, respectively (see Notes 5 and 22).

### *Estimating Useful Lives of Assets*

The Group estimates the useful lives of property and equipment based on the period over which the assets are expected to be available for use. The estimated useful lives of property and equipment are reviewed periodically and are updated if expectations differ from previous estimates due to physical wear and tear, technical or commercial obsolescence and legal or other limits on the use of the assets. In addition, estimation is based on collective assessment of industry practice, internal technical evaluation and experience with similar assets. It is possible, however, that future results of operations could be materially affected by changes in estimates brought about by changes in factors mentioned above. The amounts and timing of recorded expenses for any period would be affected by changes in these factors and circumstances. A reduction in the estimated useful lives of property equipment would increase recorded operating expenses and decrease noncurrent assets.

The carrying value of property and equipment as at December 31, 2018 and 2017 amounted to ₱42,954,558 and ₱42,584,820, respectively (see Note 10).

### *Deferred Tax Assets*

The Group reviews the carrying amounts of deferred tax assets at each reporting date and reduces deferred tax assets to the extent that it is no longer probable that sufficient taxable profit will be available to allow all or part of the deferred tax assets to be utilized.

The Group's deferred tax assets, net of unrecognized deferred tax asset, as at December 31, 2018 and 2017 amounted to ₱3,779,843 and ₱10,704,027, respectively (see Note 24).

#### *Retirement Benefits Obligation*

The determination of the Group's obligation and cost of pension benefits is dependent on the selection of certain assumptions used by actuaries in calculating such amounts. The assumptions shown in Note 25 to the consolidated financial statements include among others, discount rates and rates of salary increase. While the Group believes that the assumptions made in the determination of retirement benefits are reasonable, significant change in assumptions materially affect the retirement obligation.

The Group makes estimates and assumptions that affect the reported amounts of assets and liabilities within the next financial year. Estimates and assumptions are continually evaluated and are based on historical experience and other factors, including expectations of future events that are believed to be reasonable under the circumstances.

The Group's retirement benefits obligation as at December 31, 2018 and 2017 amounted to ₱7,785,795 and ₱6,005,493, respectively (see Note 25).

#### **4. CASH**

Cash as at December 31 consist of:

	<b>2018</b>	2017
Cash on hand	<b>₱ 108,446</b>	₱ 88,446
Cash in banks	<b>18,428,199</b>	13,299,540
	<b>₱ 18,536,645</b>	₱ 13,387,986

Cash in banks generally earn interest based on daily bank deposit rates ranging from 0.125% to 0.25% per annum in 2018 and 2017.

Interest income earned from cash in banks amounted to ₱18,446, ₱18,712 and ₱8,271 in 2018, 2017 and 2016, respectively, and is recognized as part of 'Other income' in the consolidated statements of comprehensive income (see Note 20).

There is no restriction on the Group's cash in banks as at December 31, 2018 and 2017.

#### **5. TRADE AND OTHER RECEIVABLES (net)**

Trade and other receivables (net) as at December 31 consist of:

	<b>2018</b>	2017
<b>Current</b>		
Installment contract receivables	<b>₱ 535,560,064</b>	₱ 409,758,176
Advances to homeowners	<b>12,852,535</b>	13,269,496
Advances to employees	<b>7,272,729</b>	9,799,025
Other receivables	<b>4,894,804</b>	3,941,262
	<b>560,580,132</b>	436,767,959
Allowance for ECL	<b>( 2,898,195)</b>	( 578,494)

	<b>₱ 557,681,937</b>	₱ 436,189,465
<b>Noncurrent</b>		
Installment contract receivables from:		
External customers	<b>₱ 20,922,757</b>	₱ 52,051,936
Related parties – note 22	<b>4,340,519</b>	31,892,929
Receivable from contractors	<b>5,705,083</b>	4,812,299
	<b>30,968,359</b>	88,757,164
	<b>₱ 588,650,296</b>	₱ 524,946,629

Movements in the allowance for ECL are as follows:

Balance as at January 1, 2018, as previously reported	₱ 578,494
Effect on adoption of PFRS 9 – note 2	1,130,111
Balance as at January 1, 2018, as restated	<b>1,708,605</b>
Additional provision	<b>1,189,590</b>
<b>Balance as at December 31, 2018</b>	<b>₱ 2,898,195</b>

Installment contract receivables are collectible within a period of one (1) to nine (9) years, and are secured by mortgage on the property purchased by the buyer. These receivables bear interest at annual rates ranging from 18% to 21% in 2018 and 2017. Interest income earned amounted to ₱2,145,384, ₱1,601,590 and ₱1,562,299 in 2018, 2017 and 2016, respectively (see Note 20).

The Group partially finances its real estate projects through assignment of certain installment contract receivables to secure loans availed from a local financial institution. Assigned installment contract receivables as at December 31, 2018 and 2017 amounted to ₱73,736,536 and ₱50,942,157, respectively (see Note 13).

Advances to homeowners pertain to advances for the maintenance of residential subdivisions pending establishment of Homeowner's Associations.

Advances to employees are payable through salary deductions and are payable within a period of six (6) months to one (1) year.

Receivable from contractors pertain to amount recoverable from construction projects.

Other receivables consist of advances to suppliers and other miscellaneous receivables which are non-interest bearing and are collectible upon demand.

Except for the assigned installment contract receivables with a local financial institution, no other trade and other receivables as at December 31, 2018 and 2017 are held as collateral for its liabilities.

## 6. REAL ESTATE INVENTORIES

Real estate inventories as at December 31 consist of:

	2018	2017
At cost:		
Raw land inventory	<b>₱437,787,953</b>	₱ 499,432,492
Projects under development	<b>193,736,208</b>	88,725,280
House and lot	<b>20,791,132</b>	65,654,308
	<b>₱652,315,293</b>	₱ 653,812,080

Raw land inventory consists of parcels of land in the cities of Manila, Bulacan, Tagaytay, Cavite, Cebu and Iloilo.

The cost of projects under development consists of cost of land, site preparation and development, and construction cost of real estate inventories.

The Group's real estate inventories consist of:

- Pacific Grand Villas in Cebu
- Pacific Grand Townhomes also in Cebu
- Pearl of the Orient Tower (formerly The Embassy Pointe Tower) in Manila
- Chateaux Geneva and Costa Smeralda (Jaro Estates) in Iloilo
- Wellford Homes in Iloilo
- Metro Tech Industrial Park (formerly Plastic City Industrial Park) in Valenzuela

The Group has entered into joint venture agreement with related parties whereby the related parties contribute real estate properties to be developed by the Group. The following projects were undertaken through these joint venture agreements:

*a) Pearl of the Orient Tower (formerly The Embassy Pointe Tower)*

In 1996, the Parent Company entered into a joint venture agreement with Pearl of the Orient Realty and Development Corporation, a property developer, for the construction of office-commercial-residential condominiums. The joint venture project consists of The Embassy Pointe Tower (later renamed Pearl of the Orient Tower) located in Roxas Boulevard, Manila.

*b) Chateaux Geneva*

The Parent Company completed in 2005 its residential subdivision project in Iloilo called Chateaux Geneva. This project is a joint venture with Pacific Rehouse Corporation (PRC), an affiliate, by which they share on the net saleable areas of the joint venture property in accordance with their sharing agreement.

*c) Metro Tech Industrial Park (formerly Plastic City Industrial Park)*

In 1997, the Parent Company also entered into a joint venture agreement with its related parties, Inland Container Corporation, International Polymer Corporation, Kennex Container Corporation, Pacific Rehouse Corporation, Rexlon Industrial Corporation and Ropeman International Corporation, for the development of a certain real estate property into an industrial estate for a developer's fee of equivalent to forty percent (40%) of the net sales proceeds after deducting all relevant taxes and marketing expenses and administrative expenses, with the remaining sixty percent (60%) to be remitted to the owners.

On November 6, 2018, the Parent Company sold portion of its acquired interest and participation rights on the above-mentioned joint venture agreement on the parcels of land with an aggregate area of 3,886 square meters to Rexlon Industrial Corporation for a consideration amounting to ₱25,259,000 and total cost amounting to ₱10,198,993 resulted in ₱15,060,000 realized gross profit in statements of comprehensive income.

The cost of inventories recognized as expense and included in 'Cost of Real Estate Sold' in the consolidated statements of comprehensive income amounted to ₱130,621,844, ₱146,684,748 and ₱28,592,799 for the years ended December 31, 2018, 2017 and 2016, respectively (see Note 19).

Real estate inventories with a total cost of ₱13.46 million as at December 31, 2018 and 2017, were used as collateral for borrowings obtained from Luzon Development Bank in 2013 (see Note 13).

Aside from the aforementioned information, no other real estate inventories as at December 31, 2018 and 2017 are held as collateral for its liabilities.

## 7. PREPAYMENTS AND OTHER CURRENT ASSETS

Prepayments and other current assets as at December 31 consist of:

	2018	2017
Creditable withholding tax	₱19,620,769	₱ 20,291,043
Input tax	5,645,038	6,845,673
Prepaid expenses	569,036	798,621
	<b>₱25,834,843</b>	<b>₱ 27,935,337</b>

Creditable withholding tax pertains to the excess of taxes withheld at source by the Group's customers against the current income tax due which can be claimed against income tax for future periods.

Prepaid expenses pertain to prepaid insurance, rental, taxes and licenses, and office supplies.

## 8. FINANCIAL ASSET AT FVOCI

In 2017, the Group acquired an investment in unquoted shares of stock in Waterfront Manila Premier Development, Inc. amounting to ₱12,500,000. The investment is classified available-for-sale as the equity investment is not held for trading. The AFS financial asset approximates its carrying amounts as at reporting dates.

In 2018, the Group changed the classification and measurement of the financial asset amounting to ₱12,500,000 to financial asset at FVOCI.

## 9. INVESTMENT PROPERTY

The Group's investment property pertains to the remaining ninety-one (91) hectares of land located in Davao which was not covered by the Comprehensive Agrarian Reform Law amounting to ₱1,072,016 as at December 31, 2018 and 2017.

Investment property is held primarily for capital appreciation and is carried at cost.

No direct operating expenses arose on the investment property for the years ended December 31, 2018, 2017 and 2016.

The Group's investment property as at December 31, 2018 and 2017 is not held as collateral for its liabilities and are free from any encumbrances and the Group believes that there is no indication that an impairment loss has occurred on its investment property as at December 31, 2018 and 2017.

No valuation of independent appraiser was conducted for the investment property. The fair value of the land was determined based on the market comparable approach that reflects recent transaction prices for similar properties. In estimating the fair value of the properties, the highest and best use of the properties is their current use. The fair value of investment



property amounted to ₱240,240,000 and ₱109,200,000 as at December 31, 2018 and 2017, respectively.

There is no existence of restrictions on the realizability of the investment property as at December 31, 2018 and 2017.

The Group has not entered into any contractual commitments to purchase, construct or develop investment property as at December 31, 2018 and 2017.

## 10. PROPERTY AND EQUIPMENT (net)

Reconciliation of the Group's property and equipment (net) as at December 31 is as follows:

December 31, 2018	Building and improvements	Transportation equipment	Machinery, furniture and fixtures	Total
<b>Cost</b>				
At beginning of year	₱ 78,693,042	₱ 6,302,022	₱ 41,075,200	₱ 126,070,264
Additions	2,370,146	5,790	1,159,408	3,535,344
At end of year	81,063,188	6,307,812	42,234,608	129,605,608
<b>Accumulated depreciation</b>				
At beginning of year	₱ 38,301,359	₱ 4,797,071	₱ 40,387,014	₱ 83,485,444
Depreciation – note 21	2,165,255	440,324	560,027	3,165,606
At end of year	40,466,614	5,237,395	40,947,041	86,651,050
<b>Carrying amount as at December 31, 2018</b>	<b>₱ 40,596,574</b>	<b>₱1,070,417</b>	<b>₱ 1,287,567</b>	<b>₱ 42,954,558</b>

December 31, 2017	Building and improvements	Transportation equipment	Machinery, furniture and fixtures	Total
<b>Cost</b>				
At beginning of year	₱ 78,693,042	₱ 5,085,686	₱ 40,375,342	₱ 124,154,070
Additions	–	1,216,336	699,858	1,916,194
At end of year	78,693,042	6,302,022	41,075,200	126,070,264
<b>Accumulated depreciation</b>				
At beginning of year	₱ 35,916,234	₱ 4,366,469	₱ 39,818,177	₱ 80,100,880
Depreciation – note 21	2,385,125	430,602	568,837	3,384,564
At end of year	38,301,359	4,797,071	40,387,014	83,485,444
<b>Carrying amount as at December 31, 2017</b>	<b>₱ 40,391,683</b>	<b>₱ 1,504,951</b>	<b>₱ 688,186</b>	<b>₱ 42,584,820</b>

Fully depreciated property and equipment still in use as at December 31, 2018 and 2017 amounted to ₱56,235,127 and ₱43,776,615, respectively.

The Group's transportation equipment with a carrying amount of ₱937,202 and ₱1,176,054 was held as collateral on its borrowings as at December 31, 2018 and 2017, respectively (see Note 13).

Aside from the foregoing, the Group's property and equipment as at December 31, 2018 and 2017 are not held as collateral for its liabilities and are free from any encumbrances.

Based on the impairment review of the property and equipment, the Group believes that there is no indication that an impairment loss had occurred as at December 31, 2018 and 2017.

## 11. OTHER NONCURRENT ASSETS

Other noncurrent assets as at December 31 consist of:

	2018	2017
Refundable deposits – note 27	₱ 6,547,703	₱ 6,405,096
Other assets	593,463	243,463
	<b>₱ 7,141,166</b>	<b>₱ 6,648,559</b>

Refundable deposits consist mainly of security and utility deposits.

## 12. ACCOUNTS PAYABLE AND OTHER LIABILITIES

Accounts payable and other liabilities as at December 31 consist of:

	2018	2017
Accounts payable	₱ 16,553,545	₱ 19,666,916
Deferred output VAT and other taxes payable	34,774,856	24,430,992
Accrued expenses	5,678,412	5,785,032
Other payables	16,370,578	15,941,054
	<b>₱ 73,377,391</b>	<b>₱ 65,823,994</b>

Accounts payable pertains to the amount due to suppliers payable within thirty (30) to ninety (90) days from the date of purchase and do not bear any interest.

Deferred output VAT arises from the Group's installment contracts, the collections on which did not reach 25% of the contract price at the time the sale was recognized. Other taxes payable pertains to withholding taxes payable and statutory contributions to SSS, PHIC and HDMF.

Accrued expenses pertain to security services, professional fees and utilities.

Other payables composed mainly of collections from customers for payment of retitling and property tax.

## 13. BORROWINGS

Borrowings as at December 31 consist of:

	2018	2017
Current	₱ 85,552,116	₱ 58,980,789
Noncurrent	27,645,379	52,321,666
	<b>₱ 113,197,495</b>	<b>₱ 111,302,455</b>

The details of borrowings of the Group are as follows:

Bank/ Lender	Outstanding balance		Loan type and significant terms
	2018	2017	
Luzon Development Bank	<b>₱ 61,303,291</b>	₱67,896,171	Notes payable were obtained for working capital requirements. The notes carry interest rate of 10% p.a. and payable in 6 years, with interest payable monthly in advance. The loan is secured by real estate inventories with a total cost of ₱13.46 million (see Note 6).
Central Visayas Financial Corporation	<b>33,148,788</b>	42,472,266	Borrowings represent selling of installment contracts receivables by virtue of various contracts to sell for a consideration of ₱73,736,536 and ₱50,942,157 for the years ended December 31, 2018 and 2017, respectively (see Note 5).
Asia United Bank	<b>601,339</b>	934,018	Note payable amounting to ₱1,072,000 is secured by chattel mortgage with a total cost of ₱1,216,336 and carrying value amounting to ₱937,202 and ₱1,176,054 as at December 31, 2018 and 2017, respectively (see Note 10). The note carries interest rate of 10.25% and payable in 36 months.
Home Development Mutual Fund	<b>12,104,826</b>		– Promissory note represents House Construction Financing Line payable within twelve (12) months from date of initial drawdown with maturity for subsequent drawdowns shall be the same date as that of initial drawdown. The note carries an interest rate of 6.125% p.a. and shall be paid quarterly.
Qwick	<b>6,039,251</b>		– Borrowings represent selling of installment contracts receivables by virtue of various contracts to sell for a consideration of ₱6,052,908 as at December 31, 2018.
	<b>₱ 113,197,495</b>	₱ 111,302,455	

Total interest on borrowings charged as “Finance costs” in the consolidated statements of comprehensive income amounted to ₱13,517,163, ₱13,400,827 and ₱11,783,857 for the years ended December 31, 2018, 2017 and 2016, respectively.

The table below shows the movement of borrowings during the year:

	2018	2017
Beginning balance	<b>₱ 111,302,455</b>	₱ 78,335,423
Additions	<b>78,989,229</b>	85,942,157
Payments	<b>( 77,094,189)</b>	(52,975,125)
Ending balance	<b>₱ 113,197,495</b>	₱ 111,302,455

The Group’s borrowings are not subject to any significant loan covenant.

#### 14. CUSTOMERS' DEPOSITS

Customers' deposits represent reservation fees and initial collections received from the customers before the two parties enter into a sales agreement for the sale transaction. These were payments from buyers which had not reached the minimum required percentage. When the level of required percentage or threshold to qualify for revenue recognition is reached by the buyer, these deposits and down payments will be recognized as revenue and will be applied against the installment contract receivables balance.

As at December 31, 2018 and 2017, outstanding balance of the customers' deposits amounted to ₱5,759,604 and ₱7,309,856, respectively.

#### 15. RETENTION PAYABLE AND REFUNDABLE BONDS

Retention payable and refundable bonds as at December 31 consist of:

	2018	2017
Retention payable	₱ 14,727,927	₱ 14,289,648
Refundable bonds	9,716,481	9,352,031
	<b>₱ 24,444,408</b>	<b>₱ 23,641,679</b>

Retention payable pertains to ten percent (10%) of each progress payment retained by the Group until full completion of the contract. The full amount of retention will be released by the Group to the contractors after the full completion and acceptance of satisfactory works by the Group and submission of the original, signed and sealed sets of prints of "As-built" drawings and Refundable Bond equivalent to ten percent (10%) of the contract amount.

The refundable bond equivalent to ten percent (10%) of the contract price covering a period of one (1) year after the final completion of contracted jobs to answer for faulty and/or defective materials or workmanship was also recognized and recorded as retention payable.

#### 16. DEFERRED GROSS PROFIT

This account represents the difference between the contract price and the estimated cost of real estate projects sold which are not yet completed as at financial reporting date and to be realized thereafter based on the percentage-of-completion of the real estate inventories sold.

As at December 31, 2018 and 2017, deferred gross profit amounted to ₱142,196,397 and ₱106,919,701, respectively. Realized gross profit for current and prior year sales amounted to ₱125,583,129, ₱158,198,762 and ₱69,960,774 in 2018, 2017 and 2016, respectively.

#### 17. CAPITAL STOCK

Details of capital stock as at December 31 are as follows:

	2018	2017
Common stock: ₱1 par value		
Authorized: 5,000,000,000 shares	<b>₱5,000,000,000</b>	₱5,000,000,000
Subscribed, issued and fully paid: 1,445,549,830 shares	<b>1,445,549,830</b>	1,445,549,830

The Group has one (1) class of common shares which carry no right to fixed income.

### *Track Record of Registration of Securities*

The Parent Company was originally registered as Philippine Cocoa Estates Corporation with the SEC on May 30, 1983 with an authorized capital stock of ₱1 million primarily to engage in all phases of agriculture. On February 29, 1984, the Group increased its authorized capital stock to ₱140 million. The Group was listed with the PSE on November 1, 1984.

On May 8, 1987, the Parent Company with the approval of SEC increased its authorized capital stock to ₱180 million and on October 22, 1987, increased to ₱300 million.

In 1996, The Wellex Group, Inc. (TWGI) gained majority control of the Group and revamped its management. The new management opted for a change in business focus from agriculture to real estate, with the corporate vision of becoming a world-class real estate developer.

To align the Group to this new corporate vision, management applied with the SEC for approval to carry out certain strategic corporate changes. Thus, on May 16, 1996, SEC approved the proposed changes, namely: (a) the change in the primary purpose clause from agriculture to the business of holding and developing real estate; (b) the change in the corporate name to reflect the new business focus; (c) the removal of the Class “A” and Class “B” classification of the Group’s shares; and (d) the change in par value of the shares from ₱10 to ₱1 per share.

Towards achieving its corporate vision, the Parent Company filed an application to increase its authorized capital stock from ₱300 million to ₱5 billion. Out of this increase of ₱4.7 billion, the amount of ₱1,194,333,800 was subscribed and paid up by five (5) corporate investors. The principal part of the subscription was paid up by way of transfers to the Group of forty five (45) parcels of land valued at ₱1,161,833,800, while a smaller portion of the subscription, amounting to ₱32,500,000 was paid through conversion of debt to equity. The increase in authorized capital stock to ₱5 billion was approved by SEC on March 26, 1997.

Number of shares owned by public totaled 759,980,740 shares or a public ownership of 52.57% as at December 31, 2018 and 2017, respectively.

The historical market value of the Group’s shares is as follows:

	Market value per share
<b>December 31, 2018</b>	<b>₱ 0.47</b>
December 31, 2017	0.355
December 31, 2016	0.280

## **18. REAL ESTATE SALES**

Real estate sales for the years ended December 31 on the various projects are as follows:

	2018	2017	2016
Lot	<b>₱ 82,024,195</b>	₱127,560,589	₱ 46,940,567
House and lot	<b>224,888,210</b>	243,401,178	22,561,782
	<b>₱ 306,912,405</b>	₱ 370,961,767	₱ 69,502,349

## 19. COST OF REAL ESTATE SOLD

Cost of real estate sold for the years ended December 31 is as follows:

	2018	2017	2016
Lot	₱ 26,896,892	₱ 37,837,238	₱ 20,474,774
House and lot	103,724,952	108,847,510	8,118,025
	<b>₱130,621,844</b>	<b>₱ 146,684,748</b>	<b>₱ 28,592,799</b>

## 20. OTHER INCOME

Details of other income for the years ended December 31 are as follows:

	2018	2017	2016
Recovery of allowance for ECL	₱ 14,137,623	₱ –	₱ 2,384,888
Finance income from:			
Advances to affiliates – note 22	6,483,615	6,967,952	6,994,594
Installment contract receivables – note 5	2,145,384	1,601,590	1,562,299
Cash in banks – note 4	18,446	18,712	8,271
Miscellaneous income	4,634,956	851,105	829,486
	<b>₱ 27,420,024</b>	<b>₱ 9,439,359</b>	<b>₱ 11,779,538</b>

Miscellaneous income mainly consists of forfeited customer's deposits and penalty charge for late payment on monthly amortization.

## 21. OPERATING EXPENSES

Operating expenses for the years ended December 31 are as follows:

	2018	2017	2016
Loss on cancelled contracts	₱27,905,574	₱32,248,713	₱1,732,014
Salaries and wages	20,910,118	19,751,395	16,711,935
Commissions	14,962,215	7,981,567	4,944,304
Taxes and licenses	9,959,127	3,221,498	3,828,559
Representation and entertainment	5,871,357	1,443,552	348,561
Advertising	3,641,279	5,028,241	1,798,275
Depreciation - note 10	3,165,606	3,384,564	3,437,260
Communication, light and water	2,634,792	2,757,379	2,040,978
Employee benefits	2,609,324	2,700,470	2,013,907
Travel and transportation	1,787,698	10,787,176	5,329,333
Professional and legal fees	1,700,621	2,370,538	2,413,032
Penalty fee, interests and surcharges	1,495,666	212,034	57,932
Retirement benefits – note 25	1,391,987	1,268,331	1,462,730
Supplies	1,106,188	1,625,888	826,804
Repairs and maintenance	954,502	1,924,984	486,513
Rental – note 27	849,346	717,703	681,167
Dues and subscription	680,806	698,747	669,379
Security services	264,664	426,067	455,382
Sports and recreation	254,137	1,858,918	159,879
Director fees	150,000	220,000	100,000
Insurance	139,638	80,278	235,187
Janitorial services	119,592	224,943	254,366
Meetings, trainings and seminars	108,162	40,609	88,581

Miscellaneous	2,990,346	4,778,389	2,886,071
	<b>₱105,652,745</b>	<b>₱105,751,984</b>	<b>₱52,962,149</b>

Miscellaneous expense consists mainly of bank charges and notarial incurred by the Group.

## 22. RELATED PARTY TRANSACTIONS

The Group makes advances to and from related parties for working capital requirements and for those related to joint venture agreements and other transactions.

Details of the Group's advances to related parties for the years ended December 31, 2018 and 2017 are as follows:

December 31, 2018	At beginning of year	Additional advances/ Impairment	Accrual of interest	Collection/ application/ reversal of impairment	At end of year
<i>Common key management</i>					
Plastic City Corp. (a)	₱ 183,932,797	₱ 500,000	₱ 3,675,235	(₱ 2,552,326)	₱ 185,555,706
Forum Holdings Corp. (b)	75,602,659	–	1,445,159	( 40,136,436)	36,911,382
Kennex Container Corp. (b)	33,812,552	700,000	676,251	( 700,000)	34,488,803
Orient Pacific Corp. (b)	32,710,684	–	472,379	–	33,183,063
Heritage Pacific Corp. (b)	19,767,564	–	–	( 19,767,564)	–
Noble Arch Realty and Construction (c)	4,396,408	447,961	87,092	( 274,036)	4,657,425
Pacific Rehouse Corporation	–	587,064	–	–	587,064
<i>Stockholders</i>					
International Polymer Corp. (b)(d)	6,755,831	1,057,250	127,499	( 6,377,672)	1,562,908
	356,978,495	3,292,275	6,483,615	( 69,808,034)	296,946,351
Allowance for impairment	42,333,672	570,846	–	( 15,898,059)	27,006,459
	<b>₱ 314,644,823</b>	<b>₱2,721,429</b>	<b>₱ 6,483,615</b>	<b>(₱ 53,909,975)</b>	<b>₱ 269,939,892</b>

December 31, 2017	At beginning of Year	Additional advances/ Impairment	Accrual of interest	Collection/ application/ reversal of impairment	At end of year
<i>Common key management</i>					
Plastic City Corp. (a)	₱ 180,462,367	₱ –	₱ 3,470,430	₱ –	₱ 183,932,797
Forum Holdings Corp. (b)	74,176,194	–	1,426,465	–	75,602,659
Kennex Container Corp. (b)	33,258,636	–	553,916	–	33,812,552
Orient Pacific Corp. (b)	32,265,044	–	445,640	–	32,710,684
Heritage Pacific Corp. (b)	19,394,591	–	372,973	–	19,767,564
Noble Arch Realty and Construction (c)	3,979,197	56,083	361,128	–	4,396,408
Bataan Polyethylene Corp.	183,232	–	–	( 183,232)	–
The Wellex Group, Inc. (d)	22,665,360	34,802,370	335,472	( 57,803,202)	–
<i>Stockholders</i>					
International Polymer Corp. (b)(d)	1,190,302	5,563,601	1,928	–	6,755,831
	367,574,923	40,422,054	6,967,952	( 57,986,434)	356,978,495
Allowance for impairment	41,150,533	–	–	( 153,468)	40,997,065
	<b>₱ 326,424,390</b>	<b>₱ 40,422,054</b>	<b>₱ 6,967,952</b>	<b>(₱ 57,832,966)</b>	<b>₱ 315,981,430</b>

Movements in the allowance for ECL are as follows:

	2018	2017
Balance at beginning of year, as previously reported	₱ 40,997,065	₱ 40,997,065
Effect on adoption of PFRS 9	1,336,607	–
Balance at beginning of year, as restated	42,333,672	40,997,065
Recovery during the year – note 20	( 15,327,213)	–
	<b>₱ 27,006,459</b>	<b>₱ 40,997,065</b>

Details of the Group's advances from related parties as at December 31, 2018 and 2017 are as follows:

<b>December 31, 2018</b>	<b>At beginning of Year</b>	<b>Additional Advances from Related Parties</b>	<b>Settlement/ Reversal</b>	<b>At end of Year</b>
<b>Common key management</b>				
Waterfront Cebu City Hotel	₱ 92,054,457	₱ –	₱ –	₱ 92,054,457
Pacific Rehouse Corp.	27,697,278	–	( 27,697,278)	–
Concept Moulding Corp.	3,830,646	–	–	3,830,646
Manila Pavilion	166,530	–	–	166,530
The Wellex Group, Inc.	32,092,370	4,986,402	( 30,661,818)	6,416,954
	<b>₱155,841,281</b>	<b>₱ 4,986,402</b>	<b>(₱58,359,096)</b>	<b>₱102,468,587</b>

<b>December 31, 2017</b>	<b>At beginning of Year</b>	<b>Additional advances from related parties</b>	<b>Settlement/ Reversal</b>	<b>At end of Year</b>
<b>Common key management</b>				
Waterfront Cebu City Hotel	₱ 92,054,457	₱ –	₱ –	₱ 92,054,457
Pacific Rehouse Corp.	27,704,628	–	( 7,350)	27,697,278
Concept Moulding Corp.	3,830,646	–	–	3,830,646
Manila Pavilion	166,530	–	–	166,530
The Wellex Group, Inc.	–	32,092,370	–	32,092,370
	<b>₱123,756,261</b>	<b>₱ 32,092,370</b>	<b>(₱ 7,350)</b>	<b>₱155,841,281</b>

The Group obtained noninterest-bearing and unsecured cash advances from other companies under common control to support its operations. Settlement of related party transactions occurs in cash and offsetting throughout the financial year. There have been no guarantees received for any related party payables.

*a) Plastic City Corporation (PCC)*

Advances to PCC represent interest bearing cash advances which bears an interest of 2% per annum. In 2009, PCC committed to pay by way of transfer of eleven (11) properties located at Metrotech Industrial Park with a total area of 21,475 sq.m. valued at ₱6,450/sq.m. The transfer, however, did not materialize in 2009 because of an impending "Lis pendens" case that was resolved with finality only on March 26, 2010. Subject properties were purchased by PCC from the Philippine National Bank (foreclosed properties) which were subject of the abovementioned case filed by Quisumbing et. al. The Supreme Court issued its final decision, in favor of PNB.

On May 2, 2011, PCC and the Group re-entered into a memorandum of agreement wherein PCC will transfer the ownership of the said properties as payment to its outstanding obligation to the Group. On December 21, 2018, PCC and Parent Company reissue a promissory note indicating an extension of term for another three (3) years, starting January 31, 2018 and will mature on January 31, 2021. As at December 31, 2018 and 2017, the outstanding advances to PCC has not been settled, the transfer of property from PNB to PCC is still pending.

*b) Forum Holdings Corp. (FHC), International Polymer Corporation (IPC), Kennex Container Corp. (KCC), Orient Pacific Corporation (OPC), and Heritage Pacific Corporation (HPC)*

In 2009, FHC, IPC, KCC, OPC and HPC executed respective unsecured promissory notes (PN) to cover their respective advances with a term of five (5) years, and bear interest of three percent (3%) per annum, renewable upon agreement of the parties. These PNs were



renewed in 2014 with a three-year term which matured during the year at interest of two percent (2%) per annum. These cash advances are to be settled through cash payments. On December 21, 2018, FHC, KCC and OPC, and Parent Company reissued a promissory note indicating an extension of term for another three (3) years, starting January 31, 2018 and will mature on January 31, 2021.

*c) Noble Arch Realty and Construction Corporation (NARCC)*

In 2005, NARCC entered into a Contract to Sell with Union Bank of the Philippines involving eight (8) parcels of land located in Valenzuela City, with an aggregate area of 15,997 square meters.

For the purpose of paying the obligation arising from the abovementioned contract, NARCC sought the assistance of the Group through subsequent interest bearing cash advances.

On March 23, 2015, the properties were transferred to the Group through Deed of Absolute Sale executed by the Group and Union Bank of the Philippines.

In 2009, NARC executed respective unsecured PN to cover their respective advances to the Group with a term of five (5) years, and bear interest of three percent (2%) per annum, renewable upon agreement of the parties. These PN was renewed in 2014 with a three-year term which matured during the year at interest of two percent (2%) per annum. These cash advances are to be settled through cash payments. On December 21, 2018, NARC and Parent Company reissued a promissory note indicating an extension of term for another three (3) years, starting January 31, 2018 and will mature on January 31, 2021.

*d) Installment contract receivables from TWGI and IPC*

In addition to the advances made to related parties, the Group also has unsecured and unguaranteed installment contracts from related parties due beyond one (1) year as follows which are to be settled through cash (see Note 5):

	2018	2017
International Polymer Corporation	₱ 4,340,519	₱ 4,340,519
The Wellex Group, Inc.	-	27,552,410
	<b>₱ 4,340,519</b>	<b>₱ 31,892,929</b>

On February 26, 2018, the Group collected the outstanding receivable amounting to ₱27,552,410 from TWGI.

*e) Remuneration of Key Management Personnel*

Key management is defined as those with position of assistant manager and above who are involved in the decision making policy of the Group. The total remuneration of these personnel is as follows:

	2018	2017	2016
Short-term employee benefits	₱ 3,817,138	₱ 4,779,020	₱ 4,799,460
Post-employment benefits	318,095	396,577	436,315
Share-based payments	-	-	-
Other long-term benefits	-	-	-
	<b>₱ 4,135,233</b>	<b>₱ 5,175,597</b>	<b>₱ 5,235,775</b>

f) *Transaction with the retirement fund*

The Group has no transactions with its retirement plan other than its benefits paid in 2018.

**23. MEMORANDUM OF AGREEMENT WITH AVIDA LAND CORP.**

On December 17, 2012, the Group and its related parties, Plastic City Corp. (PCC), Inland Container Corp. (ICC), International Polymer Corp. (IPC), MPC Plastic Corp. (MPC), Westland Pacific Properties Corp. (WPPC), and Kennex Container Corp. (KCC) ('the Landowners'), entered into a Memorandum of Agreement (MOA) with Avida Land Corp. (ALC) for the development of 167,959 sq. meters of land located in T. Santiago St., Canumay, Valenzuela City, into residential projects based on a Master Plan determined by ALC.

Under the MOA, the Landowners shall cede, transfer and convey the property including all its rights and interest on the property. The Landowner shall execute the Deed of Conveyance for the entire or certain portions of property and transfer to ALC full vacant physical possession, free and clear of informal settlers, occupants and encumbrances as may be required in accordance with the development schedule of ALC.

In consideration for the conveyance by the Landowners of the property, the parties shall mutually agree on the value for each portion of the property. As at December 31, 2018, the major pre-requisite have been duly settled. Since the values and market considerations have greatly improved over time, the parties are reevaluating the best way to proceed with the projects.

**24. INCOME TAX**

*Reconciliation of Income Tax Expense*

The reconciliation of income before tax computed at the regular corporate income tax rate to the income tax expense as shown in the consolidated statements of comprehensive income is as follows:

	2018	2017	2016
Income before tax	₱ 33,833,245	₱ 48,485,310	₱ 16,994,306
Income tax computed at 30%	10,149,974	14,545,593	5,098,292
Tax effect of:			
Nondeductible expenses	11,036,808	13,564,419	564,432
Expired MCIT	–	1,080,975	724,476
Expired NOLCO	5,374	5,316	9,348,348
Nondeductible interest expense	–	–	1,024
Reversal of allowance for impairment loss	( 4,769,778)	–	( 715,466)
Interest income subjected to final tax	( 5,534)	( 5,614)	( 2,481)
Change in unrecognized deferred tax asset	171,629	542	–
	<b>₱ 16,588,473</b>	<b>₱ 29,191,231</b>	<b>₱ 15,018,625</b>

The components of deferred tax assets and liabilities as at December 31 are as follows:

	2018	2017
<b>Deferred tax assets</b>		
Allowance for ECL	₱ 8,228,726	₱ 12,299,119
Retirement benefits obligation	3,779,843	3,362,247
MCIT	–	3,802,787

NOLCO	–	3,538,993
	<b>12,008,569</b>	23,003,146
Less: Unrecognized deferred tax asset	<b>( 8,228,726)</b>	( 12,299,119)
	<b>₱ 3,779,843</b>	<b>₱ 10,704,027</b>

#### **Deferred tax liabilities**

Excess of financial realized gross profit over taxable realized gross profit	<b>₱ 64,258,867</b>	₱ 57,882,155
Remeasurement gain on retirement benefits	<b>1,444,105</b>	1,560,600
	<b>₱ 65,702,972</b>	<b>₱ 59,442,755</b>

Deferred tax assets and liabilities are determined using the income tax rates in the period the temporary differences are expected to be recovered or settled.

The component of deferred income tax recognized in other comprehensive income from actuarial gain (loss) on retirement benefits amounted to (₱116,495), ₱156,449 and ₱298,286 for the years ended December 31, 2018, 2017 and 2016, respectively (see Note 25).

As at December 31, 2018, the Group's NOLCO that can be claimed as deduction from future taxable income follows:

Year of Incurrence	Year of Expiry	2017 Balance	Additions	Applied	2018 Balance
2015	2018	₱ 4,351,022	₱ –	(₱ 4,351,022)	₱ –
2016	2019	796,062	–	( 796,062)	–
2017	2020	6,649,560	–	( 6,649,560)	–
		<b>₱11,796,644</b>	<b>₱ –</b>	<b>(₱11,796,644)</b>	<b>₱ –</b>

As at December 31, 2018, the Group's MCIT that can be claimed as deduction from future income tax payable follows:

Year of Incurrence	Year of Expiry	2017 Balance	Additions	Applied	2018 Balance
2015	2018	₱ 1,271,092	₱ –	(₱ 1,271,092)	₱ –
2016	2019	1,211,682	–	( 1,211,682)	–
2017	2020	1,320,013	–	( 1,320,013)	–
		<b>₱ 3,802,787</b>	<b>₱ –</b>	<b>(₱ 3,802,787)</b>	<b>₱ –</b>

## **25. RETIREMENT BENEFITS OBLIGATION**

The Group has a funded, noncontributory and tax-qualified defined benefits type of pension plan covering substantially all of its employees. The benefits are generally based on defined contribution formula with minimum lump-sum guarantee of 100% of the latest monthly salary per year of credited service.

The Group appointed a trustee bank to be responsible for the general administration of the retirement plan and retirement fund.

Actuarial valuations are made at least every one (1) to two (2) years. The Group's annual contributions to the defined benefits plan consist principally of payments covering the current service cost for the year and the required funding relative to the guaranteed minimum benefits as applicable. The Group's latest actuarial valuation was on December 31, 2018.

The movement in the retirement benefits obligation for the years ended December 31, 2018 and 2017 is as follows:

	Present value of retirement benefits obligation	Fair value of plan assets	Net retirement benefits obligation
<b>January 1, 2018</b>	<b>₱ 6,828,851</b>	<b>(₱ 823,358)</b>	<b>₱ 6,005,493</b>
<b>Retirement expense:</b>			
Current service costs	1,044,746	-	1,044,746
Interest expense (income)	389,245	( 42,004)	347,241
	<b>1,433,991</b>	<b>( 42,004)</b>	<b>1,391,987</b>
<b>Benefits paid</b>	<b>( 172,900)</b>	<b>172,900</b>	<b>-</b>
<b>Remeasurements, gross of tax:</b>			
<b>Actuarial loss (gain) arising from:</b>			
Changes in financial assumptions	(1,395,034)	-	( 1,395,034)
Experience/return	1,733,450	49,899	1,783,349
	<b>338,416</b>	<b>49,899</b>	<b>388,315</b>
<b>As at December 31, 2018</b>	<b>₱ 8,428,358</b>	<b>(₱ 642,563)</b>	<b>₱ 7,785,795</b>

	Present value of retirement benefits obligation	Fair value of plan assets	Net retirement benefits obligation
<b>December 31, 2016</b>	<b>₱ 6,115,355</b>	<b>(₱ 856,696)</b>	<b>₱ 5,258,659</b>
<b>Retirement expense:</b>			
Current service costs	985,415	-	985,415
Interest expense (income)	329,006	( 46,090)	282,916
	<b>1,314,421</b>	<b>( 46,090)</b>	<b>1,268,331</b>
<b>Remeasurements, gross of tax:</b>			
<b>Actuarial loss (gain) arising from:</b>			
Changes in financial assumptions	( 220,085)	-	( 220,085)
Experience/return	( 380,840)	79,428	( 301,412)
	<b>( 600,925)</b>	<b>79,428</b>	<b>( 521,497)</b>
<b>December 31, 2017</b>	<b>₱ 6,828,851</b>	<b>(₱ 823,358)</b>	<b>₱ 6,005,493</b>

Remeasurement gain on retirement benefits presented in the consolidated statements of financial position under equity section is as follows:

	2018	2017
Balance at beginning of year	<b>₱ 3,641,398</b>	₱ 3,276,350
Amounts recognized in OCI	<b>( 388,315)</b>	521,497
	<b>3,253,083</b>	3,797,847
Attributable tax	<b>116,494</b>	( 156,449)
<b>Balance at end of year</b>	<b>₱ 3,369,577</b>	<b>₱ 3,641,398</b>

Recognized remeasurement gain (loss), net of income (benefit from) tax expense amounted to (₱116,495), ₱156,449 and ₱298,286 (see Note 24), and in the consolidated statements of comprehensive income for the years ended December 31, 2018, 2017 and 2016 amounted to (₱271,821), ₱365,048 and ₱696,000, respectively.

The total retirement benefits expense recognized is included in operating expenses for the years ended December 31, 2018, 2017 and 2016 amounted to ₱1,391,987, ₱1,268,331 and ₱1,462,730, respectively (see Note 21).

The fair value of the Group's retirement plan assets as at December 31 consist of:

	2018	2017
Government bonds and securities	₱ 634,581	₱ 812,003
Cash	7,982	11,355
	<b>₱ 642,563</b>	<b>₱ 823,358</b>

The Group's plan assets are managed by a trustee bank, which is authorized to determine how the funds are invested with the objective of obtaining optimal return. The fair value of the plan assets measured using the market-to-market approach. The fair value of plan assets approximates their carrying amount as at December 31, 2018 and 2017.

The actual loss on plan assets for the years ended December 31 is as follows:

	2018	2017
Interest income	₱ 42,004	₱ 46,090
Actual loss on plan assets, excluding amounts included in net interest cost	( 49,899)	( 79,428)
	<b>(₱ 7,895)</b>	<b>(₱33,338)</b>

The principal actuarial assumptions used at December 31 are as follows:

	2018	2017
Discount rate	7.52%	5.70%
Salary rate increase	5.00%	5.00%

The discount rate at December 31, 2018 and 2017 was based on the BVAL and PDEX (PDST-R2) benchmark market yields on government bonds as of the valuation dates (or latest available) considering the average years of remaining working life of the employees as the estimated term of the benefit obligation.

The sensitivity of the defined benefit obligation (DBO) to changes in the weighted principal assumptions is as follows:

December 31, 2018	Impact on defined benefit obligations		
	Change in assumptions	Increase in assumptions	Decrease in assumptions
Discount rate	100 bps	Decrease by 8.5%	Decrease by 7.2%
Salary increase rate	100 bps	Increase by 8.6%	Decrease by 7.5%

December 31, 2017	Impact on defined benefit obligations		
	Change in assumptions	Increase in assumptions	Decrease in assumptions
Discount rate	100 bps	Decrease by 10.7%	Decrease by 9.0%
Salary increase rate	100 bps	Increase by 9.6%	Decrease by 8.3%

The above sensitivity analyses are based on a change in an assumption while holding all other assumptions constant. In practice, this is unlikely to occur, and changes in some of the assumptions may be correlated. When calculating sensitivity of the defined benefit obligation to significant actuarial assumptions the same method (present value of the defined benefit obligation calculated with the projected unit credit method at the end of the reporting period) has been applied as when calculating the retirement liability recognized within the statements of financial position.

The methods and types of assumptions used in preparing the sensitivity analysis did not change compared to the previous period.

Through its defined benefit retirement plan, the Group is exposed to a number of risks, the most significant of which are as follows:

- a) Asset volatility – The plan liabilities are calculated using a discount rate set with reference to government bonds, if plan assets underperformed this yield, this will create a deficit. Most of the assets of the plan are government bonds and securities.
- b) Changes in bond yield – A decrease in government bond yields will increase plan liabilities, although this will be partially offset by an increase in the value of the plans' bond holdings.

The retirement plan trustee has no specific asset-liability matching strategies to manage risks between the plan assets and the plan liabilities.

The weighted average duration of the defined benefit obligation is 7.9 years in 2018 and 9.9 years in 2017.

The Group does not expect any contributions to post-employment benefit plans for the years ended December 31, 2018 and 2017, respectively.

Expected maturity analysis of undiscounted retirement benefits obligation:

2018	Less than a year	Between 1- 2 years	Between 2-5 years	Over 5 years	Total
<b>Retirement benefits obligation</b>	<b>₱ —</b>	<b>₱887,456</b>	<b>₱5,162,345</b>	<b>₱5,861,999</b>	<b>₱11,911,800</b>
2017	Less than a year	Between 1- 2 years	Between 2-5 years	Over 5 years	Total
Retirement benefits obligation	₱ —	₱624,952	₱2,466,660	₱5,535,408	₱ 8,627,020

## 26. BUSINESS SEGMENT INFORMATION

The Group's operating business segment are organized and managed separately according to location of business activities. The Group's management monitors the operating result of its business units separately for the purpose of making decisions about resource allocation and performance assessment. Segment performance is evaluated based on operating profit or loss and is measured consistently with operating profit or loss in the consolidated financial statements.

However, financing which includes finance cost, impairment of assets and income taxes are managed on a group basis and are not allocated to operating segments.

The Group classifies business segments based on location of its real property projects as in the following geographical areas:

- Metro Manila – industrial park and condominium projects
- Other Luzon Areas such as Bulacan, Cavite – subdivision development

- Cebu – subdivision, mixed use and condominium projects
- Iloilo – subdivision, mixed use and condominium projects
- Davao – administrative office

Geographically, management considers the performance in Metro Manila, Cebu, Iloilo and Davao. Deferred tax assets, borrowings and retirement benefits obligation are not allocated to geographic segments.

The segment information is as follows:

December 31, 2018	Metro Manila	Cebu	Iloilo	Davao	Total
<b>Revenue</b>					
Realized gross profit	₱ 12,353,685	₱ 54,846,923	₱ 58,382,521	₱ –	₱ 125,583,129
Other income	21,659,774	1,749,079	1,863,850	2,147,321	27,420,024
	<b>34,013,459</b>	<b>56,596,002</b>	<b>60,246,371</b>	<b>2,147,321</b>	<b>153,003,153</b>
<b>Expenses</b>					
Depreciation	2,778,136	18,510	368,960	–	3,165,606
Loss on cancelled contracts	–	10,817,811	17,087,763	–	27,905,574
Other expenses	34,315,624	24,145,106	14,520,126	208,722	73,189,578
	<b>37,093,760</b>	<b>34,981,427</b>	<b>31,976,849</b>	<b>208,722</b>	<b>104,260,758</b>
<b>Segment income (loss)</b>	<b>( 3,080,301)</b>	<b>21,614,575</b>	<b>28,269,522</b>	<b>1,938,599</b>	<b>48,742,395</b>
Finance cost	13,517,163	–	–	–	13,517,163
Retirement benefits expense	1,391,987	–	–	–	1,391,987
Provision for income tax	16,588,473	–	–	–	16,588,473
<b>Net income (loss) for the year</b>	<b>(₱ 34,577,924)</b>	<b>₱ 21,614,575</b>	<b>₱ 28,269,522</b>	<b>₱ 1,938,599</b>	<b>₱ 17,244,772</b>
<b>Segment assets</b>					
Deferred tax assets	₱ 647,751,859	₱ 687,542,173	₱ 277,232,159	₱ 6,418,518	₱1,618,944,709
	3,779,843	–	–	–	3,779,843
<b>Total assets</b>	<b>₱ 651,531,702</b>	<b>₱ 687,542,173</b>	<b>₱ 277,232,159</b>	<b>₱ 6,418,518</b>	<b>₱1,622,724,552</b>
<b>Segment liabilities</b>					
Borrowings	₱ 188,090,286	₱ 116,423,615	₱ 108,028,420	₱ 473,020	₱ 413,015,341
Retirement benefits obligation	113,197,495	–	934,018	–	114,131,513
	7,785,795	–	–	–	7,785,795
<b>Total liabilities</b>	<b>₱309,073,576</b>	<b>₱ 116,423,615</b>	<b>₱ 108,962,438</b>	<b>₱ 473,020</b>	<b>₱ 534,932,649</b>
<b>December 31, 2017</b>					
<b>Revenue</b>					
Realized gross profit	₱ –	₱ 67,617,275	₱ 90,581,487	₱ –	₱ 158,198,762
Other income	7,082,665	997,055	1,109,639	250,000	9,439,359
	<b>7,082,665</b>	<b>68,614,330</b>	<b>91,691,126</b>	<b>250,000</b>	<b>167,638,121</b>
<b>Expenses</b>					
Depreciation	2,754,752	531,721	98,090	–	3,384,564
Loss on cancelled contracts	–	20,250,846	11,997,867	–	32,248,713
Other expenses	32,276,158	22,716,711	13,661,133	196,374	68,850,376
	<b>35,030,910</b>	<b>43,499,278</b>	<b>25,757,090</b>	<b>196,374</b>	<b>104,483,653</b>
<b>Segment income (loss)</b>	<b>( 27,948,246)</b>	<b>25,115,052</b>	<b>65,934,036</b>	<b>53,626</b>	<b>63,154,468</b>
Finance cost	13,323,543	43,146	34,138	–	13,400,827
Retirement benefits expense	1,268,331	–	–	–	1,268,331
Provision for income tax	29,191,231	–	–	–	29,191,231
<b>Net income (loss) for the year</b>	<b>(₱ 71,731,351)</b>	<b>₱ 25,071,905</b>	<b>₱ 65,899,898</b>	<b>₱ 53,626</b>	<b>₱ 19,294,079</b>
<b>Segment assets</b>					
Deferred tax assets	₱ 553,246,522	₱ 662,843,640	₱ 378,960,598	₱ 3,818,097	₱1,598,868,857
	10,704,027	–	–	–	10,704,027
<b>Total assets</b>	<b>₱ 563,950,549</b>	<b>₱ 662,843,640</b>	<b>₱ 378,960,598</b>	<b>₱ 3,818,097</b>	<b>₱1,609,572,884</b>
<b>Segment liabilities</b>					
Borrowings	₱ 224,906,297	₱ 124,648,681	₱ 69,298,238	₱ 126,050	₱ 418,979,266
Retirement benefits obligation	110,368,437	–	934,018	–	111,302,455
	6,005,493	–	–	–	6,005,493
<b>Total liabilities</b>	<b>₱ 341,280,227</b>	<b>₱ 124,648,681</b>	<b>₱ 70,232,256</b>	<b>₱ 126,050</b>	<b>₱ 536,287,214</b>

Although Davao segment does not meet the quantitative thresholds required by PFRS 8 for reportable segments as at December 31, 2018 and 2017, management has concluded that this segment should be reported, as it is closely monitored for potential growth that would contribute to revenue in the future.

## 27. LEASE COMMITMENTS

The Group has various non-cancellable office space lease agreements which are renewable upon mutual agreement with lessors as follows:

Lessor	Lease period
Arjay Realty	August 1, 2017 to August 1, 2020
Eumarc Real Estate	May 1, 2015 to June 30, 2020
Eumarc Real Estate	June 15, 2015 to June 30, 2020

The future minimum lease payments are as follows:

	2018	2017	2016
Due within 1 year	₱ 1,279,268	₱ 747,677	₱ 480,335
Due beyond 1 year but not more than 5 years	2,745,129	1,769,100	922,415
	<b>₱ 4,024,397</b>	<b>₱ 2,516,777</b>	<b>₱ 1,402,750</b>

The lease commitments entered into by the Group represents the lease of office spaces occupied by the branches.

Total rental expense incurred by the Group related to lease of office space amounted to ₱849,346, ₱717,703, and ₱681,167 in 2018, 2017 and 2016, respectively (see Note 21).

Total security deposit amounted to ₱6,547,703 and ₱6,405,096 as at December 31, 2018 and 2017, respectively (see Note 11).

## 28. CONTINGENCIES

### a) *Claims from expropriated property in Chateaux Geneva*

In 2006, portions of Chateaux Geneva were involved in an expropriation case filed by the government versus the Parent Company and Pacific Rehouse Corporation (PRC) for the Iloilo Flood Control Project of the Department of Public Works and Highways (DPWH).

In 2006, the court, ordered DPWH to pay an initial deposit of ₱188,313,599, based on zonal value of ₱1,800 per square meter for the area covered by the initial expropriation petition of DPWH totaling 84,925 square meters of land that was directly traversed by the Floodway plus the provisional value of improvements and/or structures amounting to ₱35,448,599. In December of the same year, the Parent Company received from DPWH the initial amount of ₱127,867,244. Immediately thereafter, on January 2007, the amount of ₱60,446,355 was also directly deposited to the bank as agreed by the parties, for a total of ₱188,313,599.

In 2007, the Parent Company remitted to PRC the amount of ₱107,368,053 as its share in the initial deposit of DPWH. In December 2007, the government filed a second expropriation case involving properties of the Parent Company and PRC adjacent to the lands covered in the first expropriation case. These properties were also affected by the same Iloilo Flood Control Project, which DPWH failed to include in the first expropriation



case. For this second expropriation, there was a second (2<sup>nd</sup>) portion of payment amounting to ₱11,987,520 of which ₱5,405,775 of the said amount was remitted to PRC in January 2008.

The case is under protest by the Parent Company and pending court decision. The Parent Company and PRC claimed just compensation amounting to ₱2,598,661,688 for the total land area that was expropriated, the existing improvements thereon, the affected areas for redesigning and restructuring, the professional and technical services and the necessary provisions for damages.

On December 18, 2017, the Special Nineteenth (19th) Division of the Court of Appeals Visayas issued a decision holding that the respective appeals of plaintiff-appellant Republic of the Philippines and defendants-appellants Pacific Rehouse Corporation and Philippine Estates Corporation were denied. The November 13, 2012 Decision of the Regional Trial Court, Sixth (6th ) Judicial Region, branch 24, Iloilo City, in Civil Case no. 06-29100, and its May 22, 2013 Order are affirmed with modification in the amount of just compensation, which shall earn a legal interest at the rate of 12% per annum from the time of the subject properties taking until June 20, 2013 and, thereafter, or from July 1, 2013 until full payment thereof, the legal rate shall be 6% per annum.

On February 23, 2018, PRC and the Group through counsel filed a Motion for Reconsideration on the said decision.

The expropriation cases for the determination of just compensation are still ongoing as at December 31, 2018.

*b) Other lawsuits and claims*

The Parent Company is contingently liable for existing lawsuits and claims from third parties, arising from the ordinary course of business. Management believes that the ultimate liability for the abovementioned lawsuits and claims, if any, would not be material in relation to the financial position and operating results of the Parent Company.

## 29. EARNINGS PER SHARE

The following table presents information necessary to calculate the earnings per share:

	2018	2017	2016
Net income	₱ 17,244,772	₱ 19,294,079	₱ 1,975,681
Weighted average number of common shares outstanding during the year	1,445,549,830	1,445,549,830	1,445,549,830
Earnings per share	₱ 0.012	₱ 0.013	₱ 0.001

## 30. FINANCIAL RISK MANAGEMENT OBJECTIVES AND POLICIES

The Board of Directors (BOD) is mainly responsible for the overall risk management approach and for the approval of risk strategies and principles of the Group. It has also the overall responsibility for the development of risk strategies, principles, frameworks, policies and limits. It establishes a forum of discussion of the Group's approach to risk issues in order to make relevant decisions.

The Group is exposed to a variety of financial risks, which result from both its operating and investing activities. The Group's principal financial instruments consist of cash, trade and

other receivables, financial assets at FVOCI, advances to and from related parties, refundable deposits, accounts payable and other liabilities, borrowings, and retention payable and refundable bonds. The main purpose of these financial instruments is to raise finance for the Group's operations.

Financial risk management by the Group is coordinated with its BOD, in close cooperation with the local management. The Group's policies and guidelines cover credit risk and liquidity risk. The objective of financial risk management is to contain, where appropriate, exposures in these financial risks to limit any negative impact on the Group's results and financial position. The Group actively measures, monitors, and manages its financial risk exposure by various functions pursuant to the segregation of duties principles.

The Group forms a framework of guidelines and regulations for the management of financial risks, which result from its operating activities.

The most significant financial risks to which the Group is exposed to are described below.

### ***Credit risk***

Credit risk is the risk that the Group will incur a loss from customers or counterparties that fail to discharge their contractual obligations. The Group manages credit risk by setting limits on the amount of risk the Group is willing to accept from counterparties and by monitoring exposures in relation to such limits.

The Group's credit risks are primarily attributable to financial assets, especially on installment contract receivables. To manage credit risks, the Group maintains defined credit policies and monitors on a continuous basis its exposure to credit risks. Given the Group's diverse base of counterparties, it is not exposed to a large concentration of credit risk.

Credit risk arises from cash, trade and other receivables, advances to related parties (net) and refundable deposit lodged in "Other noncurrent assets".

The Group's current credit risk grading framework is as follows:

<b>Category</b>	<b>Description</b>	<b>Basis for recognizing ECLs</b>	<b>Base</b>	<b>Minimum allowance for credit losses</b>	<b>Stage</b>
Performing	The counterparty has a low risk of default and does not have any past due amounts	12-month ECL	0%	0%	1
Doubtful	Amount is 1-30 days past due or there has been a significant increase in credit risk since initial recognition	Lifetime ECL – not credit-impaired	25%	1%	2
	Amount is 31-90 days past due or there is evidence indicating the asset is credit-impaired	Lifetime ECL – not credit-impaired	25%	5%	2
	Amount is 91-180 days past due or there is evidence indicating the asset is credit-impaired	Lifetime ECL – not credit-impaired	25%	10%	2
	Amount is 181-360 days past due or there is evidence indicating the asset is credit-impaired	Lifetime ECL – not credit-impaired	25%	25%	2
In default	Amount is over 1 year to 2 years past due or there is evidence indicating the asset is credit-impaired	Lifetime ECL – credit-impaired	50%	25%	3
	Amount is over 2 year to 3 years past	Lifetime ECL –	100%	25%	3

	due or there is evidence indicating the asset is credit-impaired	credit-impaired			
	Amount is over 3 year to 5 years past due or there is evidence indicating the asset is credit-impaired	Lifetime ECL – credit-impaired	100%	50%	3
Write off	There is evidence indicating that the debtor is in severe financial difficulty and the Group has no realistic prospect of recovery	Amount is written off	100%	100%	3

The maximum credit risk exposure of the financial assets is the carrying amount of the financial assets shown on the face of statement of financial position, as summarized below:

		<b>December 31, 2018</b>			
		Basis of recognizing ECL	Gross carrying amount	Loss allowance	Net carrying amount
Cash in banks– note 4	(a)		₱ 18,428,199	₱ –	₱ 18,428,199
Trade and other receivables – note 5	(b)	Lifetime ECL	591,548,491	( 2,898,195)	588,650,296
Advances to related parties – note 22	(c)	Lifetime ECL	296,946,351	( 27,006,459)	269,939,892
Refundable deposits classified as “Other noncurrent assets”	(d)		6,547,703	–	6,547,703
<b>Total</b>			<b>₱ 913,470,744</b>	<b>(₱29,904,654)</b>	<b>₱ 883,566,090</b>

		January 1, 2018 (upon adoption of PFRS 9)			
		Basis of recognizing ECL	Gross carrying amount	Loss allowance	Net carrying amount
Cash in banks– note 4	(a)		₱ 13,299,540	₱ –	₱ 13,299,540
Trade and other receivables – note 5	(b)	Lifetime ECL	525,525,123	( 578,494)	524,946,629
Advances to related parties – note 22	(c)	Lifetime ECL	356,978,495	( 40,997,065)	315,981,430
Refundable deposits classified as “Other noncurrent assets”	(d)		6,405,096	–	6,405,096
<b>Total</b>			<b>₱ 902,208,254</b>	<b>(₱41,575,559)</b>	<b>₱ 860,632,695</b>

The credit quality of the Group’s financial assets is discussed below:

*(a) Cash in banks*

The credit risk for cash in banks is considered negligible, since the counterparties are reputable banks with high quality external credit ratings. Cash in banks are insured by the Philippine Deposit Insurance Corporation (PDIC) up to a maximum coverage of ₱500,000 for every depositor per banking institution.

*(b) Trade and other receivables*

Credit risk from installments contract receivables is managed primarily through credit reviews and an analysis of receivables on a continuous basis. The Group also undertakes credit review procedures for certain installment payment structures. The Group's stringent customer requirements and policies in place contribute to lower customer default. Customer payments are facilitated through various collection modes including the use of post-dated checks and direct bank deposit arrangements. Exposure to bad debts is not significant and the requirement for remedial procedures is minimal given the profile of buyers.

In addition, the Group has the right to forfeit all payments made by the customer including the real estate properties sold upon default subject to terms of the contract. The Group has the liberty to dispose forfeited real estate properties subject to terms of the contract.

Furthermore, the credit risk for installment contract receivables is mitigated as the Group has the right to cancel the sales contract without need for any court action and take possession of the subject house in case of refusal by the buyer to pay on time the due installment contracts receivable. The risk is further mitigated because the corresponding title to subdivision units sold under this arrangement is transferred to the buyers only upon full payment of the contract price.

In respect to other receivable, the Group is not exposed to any significant credit risk exposure to any single counterparty or any group of counterparties having similar characteristics.

*(c) Advances to Related Parties*

For advances to related parties, the Group has applied the general approach to measure the loss allowance at lifetime ECL. The Group determines the expected credit losses on these items by using a provision matrix, estimated based on historical credit loss experience based on the past due status of the debtors, adjusted as appropriate to reflect current conditions and estimates of future economic conditions.

The Group applies the general approach in measuring ECL which uses a 12-months ECL or lifetime ECL for advances to related parties.

To measure the ECL, advances to related parties have been grouped based on shared credit risk characteristics and the days past due. The Group has therefore concluded that the expected loss rates for advances to related parties are a reasonable approximation of the loss rates for the financial asset.

The expected loss rates are based on the payment profiles of related parties over a period of sixty (60) months before December 31, 2018 and January 1, 2018 and the corresponding historical credit losses experienced within this period. The historical loss rates are adjusted to reflect current and forward-looking information on macroeconomic factors affecting the ability of the related parties to settle the receivables.

Advances to related parties are written off when there is no reasonable expectation of recovery. Indicators that there is no reasonable expectation of recovery include, amongst others, the failure of a debtor to engage in a repayment plan with the Group and if past due for more than five (5) years.

The Group is pursuing cash collection of the advances to related parties. In addition, the Group has entered into various arrangements with related parties to secure payment of receivables such as execution of PN on real estate mortgage. In the event the related parties are not in position to pay in cash, collection shall be effected by way of transfer of properties that have been identified and are strategically located in Metro Manila, Cebu, Iloilo and Davao.

(d) *Refundable deposits*

The Group ensures compliance with the terms and conditions of the contract necessary for the refund of utilities and other deposits.

On that basis, the loss allowance as at December 31, 2018 and January 1, 2018 (upon adoption of PFRS 9) was determined based on months past due, as follows for financial assets at amortized cost:

December 31, 2018	ECL rate	Cash in banks	Trade and other receivables	Advances to related parties	Refundable Deposit	Total	ECL
	0%	₱ 18,428,199	₱ 572,412,379	₱ 261,948,043	₱ 6,547,703	₱ 859,336,324	₱ –
1-30 days	0.25%	–	–	–	–	–	–
31-90 days	1.25%	–	–	–	–	–	–
91-180 days	2.50%	–	–	–	–	–	–
181-360 days	6.25%	–	–	–	–	–	–
1-2 years	12.50%	–	18,557,619	9,133,542	–	27,691,160	3,461,394
2-3 years	25.00%	–	–	–	–	–	–
3-5 years	50.00%	–	–	–	–	–	–
Past due and impaired	100%	–	578,494	25,864,767	–	26,443,260	26,443,260
		₱ 18,428,199	₱ 591,548,492	₱ 296,946,351	₱ 6,547,703	₱ 913,470,744	₱ 29,904,654

January 1, 2018	ECL rate	Cash in banks	Trade and other receivables	Advances to related parties	Other noncurrent assets	Total	ECL
Neither past due nor impaired	0%	₱ 13,299,540	₱ 506,864,834	₱ 294,595,735	₱ 6,405,096	₱ 821,165,205	₱ –
Past due but not impaired		–	–	–	–	–	–
1-30 days	0.25%	–	–	–	–	–	–
31-90 days	1.25%	–	–	–	–	–	–
91-180 days	2.50%	–	–	–	–	–	–
181-360 days	6.25%	–	18,081,795	21,385,693	–	39,467,488	2,466,718
1-2 years	12.50%	–	–	–	–	–	–
2-3 years	25.00%	–	–	–	–	–	–
3-5 years	50.00%	–	–	–	–	–	–
Past due and impaired	100%	–	578,494	40,997,067	–	41,575,562	41,575,562
		₱ 13,299,540	₱ 525,525,123	₱ 356,978,495	₱ 6,405,096	₱ 902,208,255	₱ 44,042,280

**Liquidity risk**

To cover the Group's financing requirements, financial readiness is maintained in the form of centrally available liquid fund and committed credit facilities extended by banks in the form of development loans and rediscounting of receivables. As part of the Group's liquidity program, a regular monitoring of financial ratios is being done. Regular analysis shows that these financial ratios indicate positive liquidity condition.

The Group manages its liquidity needs by carefully monitoring scheduled debt servicing payment for long-term financial liabilities as well as cash outflows due in a day-to-day business. Liquidity needs are monitored in various time bands, on a day-to-day and week-to-week basis, as well as on the basis of a rolling 30-day projection. Long-term liquidity needs for a 6-month and one-year period are identified monthly.

As at December 31, 2018 and 2017, the Group's financial liabilities have contractual maturities (with accounts payable and other liabilities excludes deferred output VAT and other taxes payable) which are presented below:

December 31, 2018	Maturing in				Total
	On Demand	Less than 6 month	6 to 12 Months	1 to 5 Years	
Accounts payable and other liabilities	₱ 38,602,535	₱ –	₱ –	₱ –	₱ 38,602,565
Borrowings	–	–	85,552,116	27,645,379	113,197,495
Advances from related parties	–	–	–	102,468,587	102,468,587
Retention payable and guarantee bonds	–	–	–	24,444,408	24,444,408
	₱ 38,602,535	₱ –	₱ 85,552,116	₱ 154,558,374	₱ 278,713,055

December 31, 2017	Maturing in				Total
	On Demand	Less than 6 month	6 to 12 Months	1 to 5 Years	
Accounts payable and other liabilities	₱ 41,393,002	₱ –	₱ –	₱ –	₱ 41,393,002
Borrowings	–	–	58,980,789	52,321,666	111,302,455
Advances from related parties	–	–	–	155,841,281	155,841,281
Retention payable and guarantee bonds	–	–	–	23,641,679	23,641,679
	₱ 41,393,002	₱ –	₱ 58,980,789	₱ 231,804,626	₱ 332,178,417

The above contractual maturities reflect the gross cash flows, which may differ from the carrying values of the liabilities at the end of the reporting dates.

### ***Market risk***

Market risk is the risk of loss of future earnings or future cash flows arising from changes in the price of a financial instrument. The value of a financial instrument may change as a result of changes in interest rates, foreign currency exchanges rates and other market changes. Market prices comprise three types of risk: Interest rate risk, currency risk, commodity price risk and other price risk such as equity risk. The Group's market risk is manageable within conservative bounds. As at December 31, 2018 and 2017, the Group has unquoted shares of stock classified as FVOCI and AFS, respectively. The cost of the FVOCI approximates its fair value.

### ***Equity price risk***

The Group is exposed to price risk on the fluctuation on the price or fair value of financial asset at FVOCI. It manages its risk arising from changes in market price by monitoring the changes in the market price of the investments. The Group's financial asset at FVOCI has no significant price risk since it has no quoted price in an active market.

If the price of financial asset at FVOCI had been 10% higher/ lower, other comprehensive income (loss) for the years ended December 31, 2018 and 2017 would decrease/increase by ₱1,250,000.

### ***Interest rate risk***

Interest rate risk is the risk to earnings or capital resulting from adverse movements in the interest rates. The economic perspective of interest rate risk focuses on the value of a bank in the current interest rate environment and the sensitivity of that value to changes in interest rates.

To assure a fair margin of profitability, the Group keeps a reasonable spread between interest rate on contracts receivables and interest rates on borrowings. Fluctuation in interest rates has no material effect on Group's sales since the rates are fixed and predetermined at the inception of the contract.

The Group's policy is to minimize interest rate cash flow risk exposure on long-term financing. Long-term borrowings are therefore usually at fixed rates. At December 31, 2018 and 2017, the Group is exposed to market interest rates through its bank borrowings and cash in bank, installment contract receivables, and advances to related parties which are subject to fixed interest rates.

The terms and maturity profile of the interest-bearing financial assets and liabilities, together with their corresponding carrying amounts are shown in the following table:

December 31, 2018	Interest rate	Interest Terms	Within 1 year	Within 1 to 7 years	Total
<b>Financial assets</b>					
Cash in banks	0.125% to 0.25%	Fixed at the date of investment	₱ 18,428,199	₱ –	₱ 18,428,199
Installment contract receivables, gross	18%	Fixed at the date of sale	535,560,064	25,263,276	560,823,340
Advances to related parties, gross	2%	Fixed based on PN renewed in 2014 - note 22	–	296,946,351	296,946,351
			<b>₱553,988,263</b>	<b>₱322,209,627</b>	<b>₱ 876,197,890</b>
<b>Financial liability</b>					
Borrowings (excluding non-interest bearing borrowings)	10%	Fixed based on PN issuance	₱ 85,552,116	₱ 27,645,379	₱ 113,197,495
<b>December 31, 2017</b>					
<b>Financial assets:</b>					
Cash in banks	0.125% to 0.25%	Fixed at the date of investment	₱ 13,299,540	₱ –	₱ 13,299,540
Installment contract receivables, gross	18%	Fixed at the date of sale	409,758,176	83,944,865	493,703,041
Advances to related parties, gross	2%	Fixed based on PN issued in 2014 - note 22	–	356,978,495	356,978,495
			<b>₱ 423,057,716</b>	<b>₱ 440,923,360</b>	<b>₱ 863,981,076</b>
<b>Financial liabilities:</b>					
Borrowings (excluding non-interest bearing borrowings)	10%	Fixed based on PN issuance	₱ 58,980,789	₱ 52,321,666	₱ 111,302,455

The following demonstrates the sensitivity to a reasonably possible change in interest rates, with all other variable held constant, of the Group's income before income tax and equity.

2018			2017		
Change in interest rate	Effect on income before tax	Effect on equity	Change in interest rate	Effect on income before tax	Effect on equity
+0.5%	(₱3,815,002)	(₱2,670,501)	+0.5%	(₱3,763,393)	(₱2,634,375)
-0.5%	3,815,002	2,670,501	-0.5%	₱3,763,393	₱2,634,375

### 31. CAPITAL MANAGEMENT

The Group's capital management objectives are to ensure the Group's ability to continue as a going concern and to provide an adequate return to shareholders by pricing products and services commensurately with the level of risk.

The Group defines capital as share capital and deficit for the purpose of capital management.

The Group regards and monitors as its capital the carrying amount of equity as presented on the face of the consolidated statements of financial position amounting to ₱1,087,791,903 and ₱1,073,285,670 as at December 31, 2018 and 2017, respectively.

The Group's goal in capital management is to maintain a minimum debt-to-equity structure ratio of 0.45:1 to 0.55:1 which was unchanged from 2017. The Group's debt-to-equity ratios as at December 31 are as follows:

	2018	2017
Total liabilities	₱ 534,932,649	₱ 536,287,214
Total equity	1,087,791,903	1,073,285,670
	<b>0.49:1</b>	0.50:1

The Group sets the amount of capital in proportion to its overall financing structure, i.e. equity and financial liabilities. The Group manages the capital structure and makes adjustments to it in the light of changes in economic conditions and the risk characteristics of the underlying assets. In order to maintain or adjust the capital structure, the Group may adjust the amount of dividends paid to shareholders, issue new shares or sell assets to reduce debt.

The Group is not subject to any externally imposed capital requirements.

### 32. FAIR VALUE ESTIMATION

#### *Assets and liabilities not measured at fair value*

The carrying amounts and fair values of the categories of assets and liabilities presented in the consolidated statements of financial position are shown below:

December 31, 2018	Carrying Value	Fair value	Fair value hierarchy	Valuation technique
<b>Assets</b>				
Installment contract receivables	₱ 560,244,846	₱ 558,640,089	Level 2	(a)
Refundable deposits	6,547,703	4,992,225	Level 2	(b)
Receivable from contractors	5,705,803	4,350,328	Level 2	(b)
Investment property	1,072,016	240,240,000	Level 2	(e)
Advances to related parties	269,939,892	254,370,389	Level 2	(c)
	<b>₱ 843,510,260</b>	<b>₱1,062,593,031</b>		
<b>Financial Liabilities at amortized cost</b>				
Advances from related parties	₱ 102,468,587	₱ 100,459,399	Level 2	(c)
Borrowings	113,197,495	109,750,648	Level 2	(d)
Retention payable and refundable bonds	24,444,408	18,637,372	Level 2	(b)
	<b>₱ 240,110,490</b>	<b>₱ 228,847,419</b>		



December 31, 2017	Carrying Value	Fair value	Fair value hierarchy	Valuation technique
<b>Assets</b>				
Installment contract receivables	₱ 493,124,547	₱ 489,447,921	Level 2	(a)
Refundable deposits	6,405,096	6,253,086	Level 2	(b)
Receivable from contractors	4,812,299	4,698,091	Level 2	(b)
Investment property	1,072,016	109,200,000	Level 2	(e)
Advances to related parties	315,981,430	314,732,452	Level 2	(c)
	<b>₱ 821,395,388</b>	<b>₱ 924,331,550</b>		
<b>Financial Liabilities at amortized cost</b>				
Advances from related parties	₱ 155,841,281	₱ 155,225,288	Level 2	(c)
Borrowings	111,302,455	110,060,726	Level 2	(d)
Retention payable and refundable bonds	23,641,679	23,080,601	Level 2	(b)
	<b>₱ 290,785,415</b>	<b>₱ 288,366,615</b>		

The fair values of cash, financial asset at FVOCI, and accounts payable and other liabilities approximate their carrying amounts as at reporting dates.

Financial asset at FVOCI amounting to ₱12,500,000 as at December 31, 2018 and 2017 is carried at cost less impairment loss since there was no reliable basis for the measurement of the fair value.

#### ***Fair value estimation***

- (a) The fair value of installment contract receivables included under trade and other receivables are based on the discounted value of future cash using the discount rates of 6.78% and 6.57% as at December 31, 2018 and 2017, respectively.
- (b) The fair value of receivable form contractors, refundable deposits, and retention payable and refundable bonds are determined based on discounted value using the applicable rate of 7.016% in 2018 and 4.921% in 2017.
- (c) The fair value of advances to related parties and advances from related parties is determined based on discounted value using the applicable rate of 2% in 2018 and 2017.
- (d) The fair value of interest bearing fixed rate loans is based on the discounted value of expected future cash flows using the applicable interest rates for similar types of loans. Discount rates used range from 6.783% to 7.037% in 2018 and 3.044% to 4.744% in 2017.
- (e) The fair value was determined by reference to zonal values of real properties located in each zone or area upon consultation with competent appraisers both public and private sector.

### **33. RECONCILIATION OF LIABILITIES ARISING FROM FINANCING ACTIVITIES**

The reconciliation about the changes in the Group's liabilities arising from financing activities, including both cash and non-cash changes are as follows:

<b>December 31, 2018</b>	<b>Balance as at January 1, 2018</b>	<b>Changes from financing cash flows</b>	<b>Balance as at December 31, 2018</b>
<b>Borrowings</b>	<b>₱ 111,302,455</b>	<b>₱ 1,895,040</b>	<b>₱ 113,197,495</b>
<b>Advances from related parties</b>	<b>155,841,281</b>	<b>(53,372,694)</b>	<b>102,468,587</b>

<b>December 31, 2017</b>	<b>Balance as at January 1, 2017</b>	<b>Changes from financing cash flows</b>	<b>Balance as at December 31, 2017</b>
<b>Borrowings</b>	<b>₱ 78,335,423</b>	<b>₱ 32,967,032</b>	<b>₱ 111,302,455</b>
<b>Advances from related parties</b>	<b>123,756,261</b>	<b>32,085,020</b>	<b>155,841,281</b>

\*            \*            \*

**Diaz Murillo Dalupan  
and Company**

Certified Public Accountants

**Statement Required by Rule 68, Part I, Section 4**  
**Securities Regulation Code (SRC)**  
**As Amended on October 20, 2011**

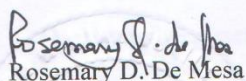
To the Board of Directors and Stockholders of  
**PHILIPPINE ESTATES CORPORATION AND SUBSIDIARY**  
35<sup>th</sup> Floor, One Corporate Center  
Doña Julia Vargas Ave., corner Meralco Avenue  
Ortigas Center, Pasig City

We have audited the accompanying consolidated financial statements of **Philippine Estates Corporation and Subsidiary** as at and for the year ended December 31, 2018, on which we have rendered the attached report dated April 23, 2019. The supplementary information shown in Appendices B “*Map of Conglomerate or Group of Companies within which the Company Belongs*” and C “*List of Effective Standards and Interpretations*”, and Supplementary Schedules Required by Annex 68 – E as additional components required by Rule 68, Part I, Section 4 of the Securities Regulation Code, are presented for purposes of filing with the Securities and Exchange Commission and are not required part of basic financial statements. Such information are the responsibility of management and have been subjected to auditing procedures applied in the audits of basic financial statements. In our opinion, the information have been prepared in accordance with Rule 68 of the Securities Regulation Code.

**DIAZ MURILLO DALUPAN AND COMPANY**

Tax Identification No. 003-294-822  
BOA/PRC No. 0234, effective until August 11, 2020  
SEC Accreditation No. 0192-FR-3, Group A, effective until April 2, 2022  
BIR Accreditation No. 08-001911-000-2019, effective until March 27, 2022

By:


  
Rosemary D. De Mesa

Partner  
CPA Certificate No. 29084  
SEC Accreditation No. 1089-AR-2, Group A, effective until May 10, 2020  
Tax Identification No. 104-576-953  
PTR No. 7344256, January 8, 2019, Makati City  
BIR Accreditation No. 08-001911-007-2019, effective until March 27, 2022

April 23, 2019

**Local in Touch, Global in Reach**

Head Office : 7th Floor, Don Jacinto Building, Dela Rosa corner Salcedo Sts., Legaspi Village, Makati City 1229 Philippines  
Telephone: +63(2) 894 5892 - 95 / 894 0273 / 844 9421 - 23 / Fax: +63(2) 818 1872  
Cebu Office : Unit 504 Cebu Holdings Building, Cebu Business Park, Mabolo, Cebu City 6000 Phone: +63(32) 415 8108 - 10 / Fax: +63(32) 232 8029  
Davao Office : 3rd Floor Building B Plaza De Luisa, Ramon Magsaysay Avenue, Davao City 8000 Phone/Fax: +63(82) 222 6636  
Website : [www.dmdcpa.com.ph](http://www.dmdcpa.com.ph)

an independent member of  International. A worldwide organization of accounting firms and business advisers.

**PHILIPPINE ESTATES CORPORATION AND SUBSIDIARY**  
**INDEX TO CONSOLIDATED FINANCIAL STATEMENTS, APPENDICES AND**  
**SUPPLEMENTARY SCHEDULES**

FORM 17-A, ITEM 7

**Consolidated Financial Statements**

Statement of Management’s Responsibility for Consolidated Financial Statements	1-20%
Report of Independent Public Accountants	1-30%
Consolidated Statements of Financial Position as at December 31, 2018 and 2017	12-20%
Consolidated Statements of Comprehensive Income for each of the three years ended December 31, 2018, 2017 and 2016	50-60%
Consolidated Statements of Changes in Equity for each of the three years ended December 31, 2018, 2017 and 2016	4-7%
Consolidated Statements of Cash Flows for each of the three years ended December 31, 2018, 2017 and 2016	1-8%
Notes to Consolidated Financial Statements	N/A

**Appendices**

Appendix A. Financial soundness	1-4%
Appendix B. Map of conglomerate or group of companies within which the Company belongs	8-11%
Appendix C. Standards and interpretations effective as at December 31, 2018	2-3%

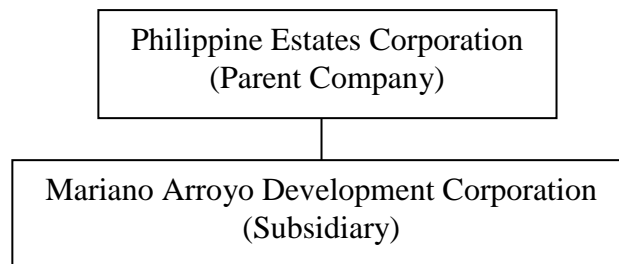
**Supplementary Schedules**

- A. Financial Assets
- B. Amounts Receivables from Directors, Officers, Employees, Related Parties and Principal Stockholders (Other than Affiliates)
- C. Amounts Receivable from Related Parties which are Eliminated during the Consolidation of Financial Statements
- D. Intangible Assets – Other Assets
- E. Long – Term Debt
- F. Indebtedness to Related Parties (Long Term Loans from Related Parties)
- G. Guarantees of Securities of Other Issuers
- H. Capital Stock
- I. List of Top 20 Stockholders of Record

**PHILIPPINE ESTATES CORPORATION AND CONSOLIDATED SUBSIDIARY**  
**APPENDIX A – FINANCIAL SOUNDNESS**  
DECEMBER 31, 2018 and 2017

	<b>2018</b>	2017
<b>Profitability ratios:</b>		
Return on assets	<b>1.06%</b>	1.20%
Return on equity	<b>1.59%</b>	1.80%
Net profit margin	<b>13.73%</b>	12.20%
Gross profit margin	<b>57.47%</b>	60.46%
<b>Solvency and liquidity ratios:</b>		
Current ratio	<b>4.09:1</b>	4.73:1
Quick ratio	<b>1.88:1</b>	1.88:1
Debt to equity ratio	<b>0.49:1</b>	0.50:1
Cash flow liquidity ratio	<b>NIL</b>	NIL
<b>Financial leverage ratio:</b>		
Asset to equity ratio	<b>1.49:1</b>	1.50:1
Debt to asset ratio	<b>0.33:1</b>	0.33:1
Interest rate coverage ratio	<b>3.50:1</b>	4.62:1

**PHILIPPINE ESTATES CORPORATION AND CONSOLIDATED SUBSIDIARY**  
**APPENDIX B – MAP OF CONGLOMERATE OR GROUP**  
**OF COMPANIES WITHIN WHICH THE COMPANY BELONGS**  
DECEMBER 31, 2018



**PHILIPPINE ESTATES CORPORATION AND CONSOLIDATED SUBSIDIARY**  
**APPENDIX C – STANDARDS AND INTERPRETATIONS EFFECTIVE**  
**AS AT DECEMBER 31, 2018**

<b>PHILIPPINE FINANCIAL REPORTING STANDARDS AND INTERPRETATIONS</b> Effective as at December 31, 2018		<b>Adopted</b>	<b>Not Adopted</b>	<b>Not Applicable</b>
<b>Framework for the Preparation and Presentation of Financial Statements</b>				
	Conceptual Framework Phase A: Objectives and qualitative characteristics	✓		
<b>PFRSs Practice Statement Management Commentary</b>				✓
<b>Philippine Financial Reporting Standards</b>				
<b>PFRS 1 (Revised)</b>	First-time Adoption of Philippine Financial Reporting Standards			✓
	Amendments to PFRS 1: Additional Exemptions for First-time Adopters			✓
	Amendment to PFRS 1: Limited Exemption from Comparative PFRS 7 Disclosures for First-time Adopters			✓
	Amendments to PFRS 1: Severe Hyperinflation and Removal of Fixed Date for First-time Adopters			✓
	Amendments to PFRS 1: Government Loans			✓
<b>PFRS 2</b>	Share-based Payment			✓
	Amendments to PFRS 2: Vesting Conditions and Cancellations			✓
	Amendments to PFRS 2: Group Cash-settled Share-based Payment Transactions			✓
<b>PFRS 3 (Revised)</b>	Business Combinations			✓
<b>PFRS 4</b>	Insurance Contracts			✓
	Amendments to PAS 39 and PFRS 4: Financial Guarantee Contracts			✓
<b>PFRS 5</b>	Non-current Assets Held for Sale and Discontinued Operations			✓
<b>PFRS 6</b>	Exploration for and Evaluation of Mineral Resources			✓
<b>PFRS 7</b>	Financial Instruments: Disclosures	✓		
	Amendments to PFRS 7: Improving Disclosures about Financial Instruments	✓		

<b>PHILIPPINE FINANCIAL REPORTING STANDARDS AND INTERPRETATIONS</b> <b>Effective as at December 31, 2018</b>		<b>Adopted</b>	<b>Not Adopted</b>	<b>Not Applicable</b>
	Amendments to PFRS 7: Disclosures - Transfers of Financial Assets	✓		
	Amendments to PFRS 7: Disclosures - Offsetting Financial Assets and Financial Liabilities	✓		
	Amendments to PFRS 7: Mandatory Effective Date of PFRS 9 and Transition Disclosures	✓		
<b>PFRS 8</b>	Operating Segments	✓		
<b>PFRS 9 (2014)</b>	Financial Instruments	✓		
<b>PFRS 10</b>	Consolidated Financial Statements	✓		
	Amendments to PFRS 10, PFRS 11 and PFRS 12: Transition Guidance			✓
	Amendments to PFRS 10, PFRS 12 and PAS 27: Investment Entities			✓
	Amendments to PFRS 10, PFRS 12 and PAS 28: Investment Entities: Applying the Consolidation Exception			✓
<b>PFRS 11</b>	Joint Arrangements	✓		
	Amendments to PFRS 10, PFRS 11 and PFRS 12: Transition Guidance			✓
	Amendments to PFRS 11: Accounting for Acquisitions of Interests in Joint Operations			✓
<b>PFRS 12</b>	Disclosure of Interests in Other Entities			✓
	Amendments to PFRS 10, PFRS 11 and PFRS 12: Transition Guidance			✓
	Amendments to PFRS 10, PFRS 12 and PAS 27: Investment Entities			✓
	Amendments to PFRS 10, PFRS 12 and PAS 28: Investment Entities: Applying the Consolidation Exception			✓
<b>PFRS 13</b>	Fair Value Measurement	✓		
<b>PFRS 14</b>	Regulatory Deferral Accounts			✓
<b>PFRS 15</b>	Revenue from Contracts with Customers			✓
	Amendments to PFRS 15: Clarification to PFRS 15			✓



<b>PHILIPPINE FINANCIAL REPORTING STANDARDS AND INTERPRETATIONS</b> Effective as at December 31, 2018		<b>Adopted</b>	<b>Not Adopted</b>	<b>Not Applicable</b>
<b>Philippine Accounting Standards</b>				
<b>PAS 1 (Revised)</b>	Presentation of Financial Statements	✓		
	Amendments to PAS 32 and PAS 1: Puttable Financial Instruments and Obligations Arising on Liquidation			✓
	Amendments to PAS 1: Presentation of Items of Other Comprehensive Income	✓		
	Amendments to PAS 1: Disclosure Initiative	✓		
<b>PAS 2</b>	Inventories	✓		
<b>PAS 7</b>	Statement of Cash Flows	✓		
	Amendments to PAS 7: Disclosure Initiative	✓		
<b>PAS 8</b>	Accounting Policies, Changes in Accounting Estimates and Errors	✓		
<b>PAS 10</b>	Events after the Reporting Period	✓		
<b>PAS 11</b>	Construction Contracts	✓		
<b>PAS 12</b>	Income Taxes	✓		
	Amendments to PAS 12: Deferred Tax: Recovery of Underlying Assets	✓		
	Amendments to PAS 12: Recognition of Deferred Tax Assets for Unrealized Losses	✓		
<b>PAS 16</b>	Property, Plant and Equipment	✓		
	Amendments to PAS 16 and PAS 38: Clarification of Acceptable Methods of Depreciation and Amortization			✓
	Amendments to PAS 16 and PAS 41: Agriculture: Bearer Plants			✓
<b>PAS 17</b>	Leases	✓		
<b>PAS 19 (Revised)</b>	Employee Benefits	✓		
	Amendments to PAS 19: Defined Benefit Plans: Employee Contributions	✓		
<b>PAS 20</b>	Accounting for Government Grants and Disclosure of Government Assistance			✓
<b>PAS 21</b>	The Effects of Changes in Foreign Exchange Rates			✓
	Amendment: Net Investment in a Foreign Operation			✓
<b>PAS 23 (Revised)</b>	Borrowing Costs	✓		

<b>PHILIPPINE FINANCIAL REPORTING STANDARDS AND INTERPRETATIONS</b> Effective as at December 31, 2018		<b>Adopted</b>	<b>Not Adopted</b>	<b>Not Applicable</b>
<b>PAS 24 (Revised)</b>	Related Party Disclosures	✓		
<b>PAS 26</b>	Accounting and Reporting by Retirement Benefit Plans			✓
<b>PAS 27 (Amended)</b>	Separate Financial Statements			✓
	Amendments to PFRS 10, PFRS 12 and PAS 27: Investment Entities			✓
	Amendments to PAS 27: Equity Method in Separate Financial Statements			✓
<b>PAS 28 (Amended)</b>	Investments in Associates and Joint Ventures	✓		
	Amendments to PFRS 10, PFRS 12 and PAS 28: Investment Entities: Applying the Consolidation Exception	✓		
<b>PAS 29</b>	Financial Reporting in Hyperinflationary Economies			✓
<b>PAS 32</b>	Financial Instruments: Presentation	✓		
	Amendments to PAS 32 and PAS 1: Puttable Financial Instruments and Obligations Arising on Liquidation			✓
	Amendment to PAS 32: Classification of Rights Issues			✓
	Amendments to PAS 32: Offsetting Financial Assets and Financial Liabilities	✓		
<b>PAS 33</b>	Earnings per Share	✓		
<b>PAS 34</b>	Interim Financial Reporting			✓
<b>PAS 36</b>	Impairment of Assets	✓		
	Amendments to PAS 36: Recoverable Amount Disclosures for Non-Financial Assets	✓		
<b>PAS 37</b>	Provisions, Contingent Liabilities and Contingent Assets	✓		
<b>PAS 38</b>	Intangible Assets			✓
	Amendments to PAS 16 and PAS 38: Clarification of Acceptable Methods of Depreciation and Amortization			✓
<b>PAS 40</b>	Investment Property			✓
	Amendments to PAS 16 and PAS 38: Clarification of Acceptable Methods of Depreciation and Amortization	✓		
<b>PAS 41</b>	Agriculture			✓
	Amendments to PAS 16 and PAS 41: Agriculture: Bearer Plants			✓

<b>PHILIPPINE FINANCIAL REPORTING STANDARDS AND INTERPRETATIONS</b> Effective as at December 31, 2018		<b>Adopted</b>	<b>Not Adopted</b>	<b>Not Applicable</b>
<b>Philippine Interpretations</b>				
<b>IFRIC 1</b>	Changes in Existing Decommissioning, Restoration and Similar Liabilities			✓
<b>IFRIC 2</b>	Members' Share in Co-operative Entities and Similar Instruments			✓
<b>IFRIC 4</b>	Determining Whether an Arrangement Contains a Lease			✓
<b>IFRIC 5</b>	Rights to Interests arising from Decommissioning, Restoration and Environmental Rehabilitation Funds			✓
<b>IFRIC 6</b>	Liabilities arising from Participating in a Specific Market - Waste Electrical and Electronic Equipment			✓
<b>IFRIC 7</b>	Applying the Restatement Approach under PAS 29 Financial Reporting in Hyperinflationary Economies			✓
<b>IFRIC 10</b>	Interim Financial Reporting and Impairment			✓
<b>IFRIC 12</b>	Service Concession Arrangements			✓
<b>IFRIC 14</b>	The Limit on a Defined Benefit Asset, Minimum Funding Requirements and their Interaction			✓
	Amendments to Philippine Interpretations IFRIC- 14, Prepayments of a Minimum Funding Requirement			✓
<b>IFRIC 16</b>	Hedges of a Net Investment in a Foreign Operation			✓
<b>IFRIC 17</b>	Distributions of Non-cash Assets to Owners			✓
<b>IFRIC 19</b>	Extinguishing Financial Liabilities with Equity Instruments			✓
<b>IFRIC 20</b>	Stripping Costs in the Production Phase of a Surface Mine			✓
<b>IFRIC 21</b>	Levies			✓
<b>IFRIC 22</b>	Foreign Currency Transactions and Advance Consideration			✓
<b>SIC-7</b>	Introduction of the Euro			✓
<b>SIC-10</b>	Government Assistance - No Specific Relation to Operating Activities			✓
<b>SIC-15</b>	Operating Leases - Incentives			✓
<b>SIC-25</b>	Income Taxes - Changes in the Tax Status of an Entity or its Shareholders			✓
<b>SIC-27</b>	Evaluating the Substance of Transactions Involving the Legal Form of a Lease			✓
<b>SIC-29</b>	Service Concession Arrangements: Disclosures			✓

<b>PHILIPPINE FINANCIAL REPORTING STANDARDS AND INTERPRETATIONS</b> <b>Effective as at December 31, 2018</b>		<b>Adopted</b>	<b>Not Adopted</b>	<b>Not Applicable</b>
<b>SIC-32</b>	Intangible Assets - Web Site Costs			✓

Not Applicable – Standards and interpretations that are effective as at January 1, 2018 but will never be applicable to the Group due to the nature of its operations or not relevant to the Group because there are currently no related transactions.

Not Adopted – Standards and interpretations that are already issued but are not effective for the year ended December 31, 2018 and were not early adopted by the Group.

Please refer to Note 2 to the consolidated financial statements for related discussion on the assessed impact on the Group’s consolidated financial statements on the adoption of new standards and interpretations effective in 2018 including standards effective in 2018 and onwards.

**PHILIPPINE ESTATES CORPORATION AND CONSOLIDATED SUBSIDIARY**  
**SCHEDULE A – FINANCIAL ASSETS**  
 DECEMBER 31, 2018

Name of issuing entity and associate of each issue	Number of shares or principal amount of bonds and notes	Amount shown in the statement of financial position	Valued based on market quotation at end of reporting period	Income received and accrued
Waterfront Manila Premier Development, Inc.	125,000	₱ 12,500,000	—	—

**PHILIPPINE ESTATES CORPORATION AND CONSOLIDATED SUBSIDIARY**  
**SCHEDULE B – AMOUNTS RECEIVABLE FROM DIRECTORS, OFFICERS, EMPLOYEES,**  
**RELATED PARTIES AND PRINCIPAL STOCKHOLDERS (OTHER THAN RELATED PARTIES)**  
DECEMBER 31, 2018

Name and designation of debtor	Balance at beginning of period	Additional	Accrual of Interest	Amounts collected	Amounts written-off	Current	Non-Current	Balance at end of period
Plastic City Corp.	₱183,932,797	₱ 500,000	₱3,675,235	(₱ 2,552,326)	₱ –	₱ –	₱185,555,706	₱185,555,706
Forum Holdings Corp.	75,602,659	–	1,445,159	(40,136,436)	–	–	36,911,382	36,911,382
Kennex Container Corp.	33,812,552	700,000	676,251	( 700,000)	–	–	34,488,803	34,488,803
Orient Pacific Corp.	32,710,684	–	472,379	–	–	–	33,183,063	33,183,063
Heritage Pacific Corp.	19,767,564	–	–	(19,767,564)	–	–	–	–
Noble Arch Realty and Construction	4,396,408	447,961	87,092	( 274,036)	–	–	4,657,425	4,657,425
Pacific Rehouse Corporation	–	587,064	–	–	–	–	587,064	587,064
International Polymer Corp.	6,755,831	1,057,250	127,499	( 6,377,672)	–	–	1,562,908	1,562,908
	<b>₱356,978,495</b>	<b>₱3,292,275</b>	<b>₱6,483,615</b>	<b>(₱69,808,034)</b>	<b>₱ –</b>	<b>₱ –</b>	<b>₱296,946,351</b>	<b>₱296,946,351</b>

**PHILIPPINE ESTATES CORPORATION AND CONSOLIDATED SUBSIDIARY**  
**SCHEDULE C – AMOUNTS RECEIVABLE FROM RELATED PARTIES**  
**WHICH ARE ELIMINATED DURING THE CONSOLIDATION OF**  
**FINANCIAL STATEMENTS**  
DECEMBER 31, 2018

Name and designation of debtor	Balance at beginning of period	Cash advance during the year	Amounts written-off	Current	Non-Current	Balance at end of period
Mariano Arroyo Development Corporation	₱ 107,921	₱ 44,163	₱ –	₱ –	₱ 152,084	₱ 152,084

**PHILIPPINE ESTATES CORPORATION AND CONSOLIDATED SUBSIDIARY**  
**SCHEDULE D – INTANGIBLE ASSETS - OTHER ASSETS**  
DECEMBER 31, 2018

Description	Beginning balance	Additions at cost	Charged to cost and expenses	Charged to other accounts	Other charges additions (deductions)	Ending balance
-------------	-------------------	-------------------	------------------------------	---------------------------	--------------------------------------	----------------

**Not Applicable**

---



**PHILIPPINE ESTATES CORPORATION AND CONSOLIDATED SUBSIDIARY**  
**SCHEDULE E – LONG TERM DEBT**  
 DECEMBER 31, 2018

Title of issue and type of obligation	Amount authorized by indenture	Amount shown under caption "Current portion of long term debt" in related statement of financial position	Amount shown under caption "Long-term debt" un the related statement of financial position
Loan payable	Not Applicable	₱ 85,552,116	₱ 27,645,379

---

**PHILIPPINE ESTATES CORPORATION AND CONSOLIDATED SUBSIDIARY**  
**SCHEDULE F – INDEBTEDNESS TO RELATED PARTIES (LONG TERM LOANS**  
**FROM RELATED COMPANIES)**  
 DECEMBER 31, 2018

Name of related party	Balance at beginning of period	Balance at end of period
<b>Affiliates</b>		
Waterfront Cebu City Hotel	₱ 92,054,457	₱ 92,054,457
The Wellex Group, Inc.	32,092,370	6,416,954
Concept Moulding Corp.	3,830,646	3,830,646
Manila Pavilion	166,530	166,530
Pacific Rehouse Corp.	27,697,278	–
	<b>₱ 155,841,281</b>	<b>₱ 102,468,587</b>

**PHILIPPINE ESTATES CORPORATION AND CONSOLIDATED SUBSIDIARY**  
**SCHEDULE G – GUARANTEES OF SECURITIES OF OTHER ISSUERS**  
 DECEMBER 31, 2018

Name of issuing entity of securities guaranteed by the Company for which this statement is filed	Title of issue of each class of securities guaranteed	Total amount guaranteed and outstanding	Amount owned by person for which statement is filed	Nature of guarantee
--	---	---	---	---------------------

**Not Applicable**

**PHILIPPINE ESTATES CORPORATION AND CONSOLIDATED SUBSIDIARY**  
**SCHEDULE H – CAPITAL STOCK**  
DECEMBER 31, 2018

Title of issue	Number of shares authorized	Number of shares issued and outstanding as shown under related statement of financial position caption	Number of shares reversed for options, warrants, conversion and other rights	Number of shares held by related parties	Directors, officers and employees	Others
Common shares	5,000,000,000	1,445,549,830	–	682,510,990	3,058,100	759,980,740

**sPHILIPPINE ESTATES CORPORATION AND CONSOLIDATED SUBSIDIARY**  
**SCHEDULE I – List of Top 20 Stockholders of Record**  
DECEMBER 31, 2018

Name of Stockholders	Citizenship	Tax Identification No.	Amount Subscribed	Percentage to total Outstanding
PCD Nomine Corporation	Filipino	004-774-849-000	₱704,162,350	48.71
Rexlon Realty Group, Inc.	Filipino	000-810-908-000	200,000,000	13.84
Ropeman International Corp.	Filipino	000-125-390-000	178,270,000	12.33
Recovery Real Estate Corp.	Filipino	000-599-326-000	150,000,000	10.38
The Wellex Group, Inc.	Filipino	004-740-001-000	143,892,990	9.96
PCD Nominee Corporation	Non-Filipino	117-922-145-000	55,223,010	3.82
Recovery Development Corp.	Filipino	000-810-182-000	3,000,900	0.21
Vicente C. Co	Filipino		1,575,000	0.11
Richard Ricardo	Filipino	140-857-860-000	1,230,000	0.09
Renato B. Magadia	Filipino	000-942-390-000	1,000,000	0.07
Anthony Samuel Lee	Filipino		900,000	0.06
International Polymer Corp.	Filipino	000-232-426-000	718,000	0.05
Juliet Bangayan	Filipino		545,000	0.04
Rodolfo S. Estrellado	Filipino		500,000	0.04
Elvira A. Ting	Filipino	117-922-153-000	500,000	0.04
Benison L. Co	Filipino		364,000	0.03
Kenneth T. Gatchalian	Filipino	167-406-526-000	320,000	0.02
Carolina G. Aquino	Filipino	135-899-752-000	250,000	0.01
Betty S. Chan	Filipino		250,000	0.01
Neptali A. Gonzales	Filipino		250,000	0.01
			₱1,442,951,250	


UNDERTAKING

A copy of SEC Form 17-A will be provided free of charge written request to the Following:

CORPORATE SECRETARY  
Philippine Estates Corporation  
Units 3503 and 3504  
35<sup>th</sup> Floor, One Corporate Center  
Julia Vargas Ave., corner Meralco Ave.  
Ortigas Center, Pasig City  
Metro Manila


PART III

After reasonable inquiry and to the best knowledge and belief, I certify that the information set forth in this report is true, complete and correct. This report is signed in the City of Pasig on \_\_\_\_\_, 2019.



ATTY. MARIEL L. FRANCISCO  
Assistant Corporate Secretary  
TIN : 224-150-060

Subscribed and sworn to before me this 15 AUG 2019 at Pasig City, affiant exhibiting to me her IBP ID with Roll No. 57260.



Notary Public

**ATTY. LADY MAE A. CLEMENTE**  
PTR No. 5232087; 1-4-19 Pasig  
IBP Membership No. 056404; RSM  
Roll No. 69675  
MCLE Compliance No. VI-0003249  
Appointment No. 77 (2019-2020)  
Julia Vargas Avenue Corner Meralco Avenue,  
Ortigas Center, Pasig City

Doc. No. 322;  
Page No. 64;  
Book No. 3;  
Series of 2019.

**CERTIFICATION**

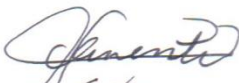
I, ATTY. MARIEL L. FRANCISCO, being the duly elected Assistant Corporate Secretary of Philippine Estates Corporation (herein after the "Corporation"), a corporation duly organized and existing under and by virtue of Philippine laws with principal office address at 35<sup>th</sup> Floor of One Corporate Centre, Doña Julia Vargas Avenue corner Meralco Avenue, Ortigas Center, Pasig City, Metro Manila, Philippines, do hereby certify that none of the Officers and Directors of the Corporation are currently holding positions in government and are therefore qualified to be elected, hold and maintain the same position consistent with the mandate of the Securities and Regulations Code and other pertinent SEC Memorandum Circulars.

**IN ATTESTATION OF THE ABOVE**, this Certification is signed \_\_\_\_ day of \_\_\_\_\_  
2019, at Pasig City, Metro Manila.

  
MARIEL L. FRANCISCO  
Assistant Corporate Secretary

**15 AUG 2019**

**SUBSCRIBED AND SWORN** to before me, this \_\_\_\_ day of \_\_\_\_\_ 2019 at Pasig City, Metro Manila, affiant having exhibited to me her government identification (TIN 224-150-060) with her photograph appearing thereon.

  
Notary Public  
**ATTY. LADY MAE A. CLEMENTE**  
PTR No. 5232087; 1-4-19 Pasig  
IBP Membership No. 056404; RSM  
Roll No. 69675  
MCLE Compliance No. VI-0003249  
Appointment No. 77 (2019-2020)  
Julia Vargas Avenue Corner Meralco Avenue,  
Ortigas Center, Pasig City

Doc. No. 323 ;  
Page No. 64 ;  
Book No. 3 ;  
Series of 2019.